

NEW MEXICO
Family Infant
Toddler Program

NEW MEXICO
DEPARTMENT OF
HEALTH



Annual Report to the Public

Statewide Performance

FIT Provider Data

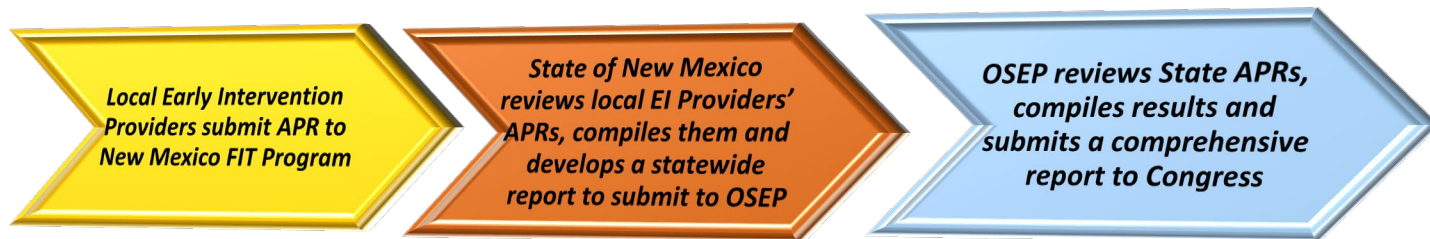
July 2019 thru June 2020

Table of Contents

Annual Performance Report (APR) Overview	4
<i>The Indicators</i>	5
<i>Indicator by Indicator: Statewide Results</i>	7
Indicator 1: Infants and toddlers receive the early intervention services on their IFSPs in a timely manner. 7	
Indicator 2: Infants and toddlers with IFSPs primarily receive early intervention services in the home or community-based settings.	9
Indicator 3: Percent of infants and toddlers with IFSPs who demonstrate improved:.....	11
Indicator 4: Percent of families participating in Part C who report that early intervention services have helped the family:	18
Indicator 5: Percent of infants and toddlers birth to 1 with IFSPs	24
Indicator 6: Percent of infants and toddlers birth to 3 with IFSPs	27
Indicator 7: Percent of eligible infants and toddlers with IFSPs for whom an evaluation and assessment and an initial IFSP meeting were conducted within Part C’s 45-day timeline.....	30
<i>Local Provider Report Cards</i>	35
<i>Abrazos Family Support Services</i>	36
<i>Alta Mira Specialized Family Services, Inc.</i>	38
<i>Amplified Therapy Inc.</i>	40
<i>Aprendamos Intervention Team</i>	41
<i>Bilingual Multicultural Services, Inc. (BMSI)</i>	43
<i>CARC, Inc.</i>	45
Citizens for the Developmentally Disabled (CDD)	47
<i>“The Children’s Workshop”</i>	47
<i>Dungarvin, Inc.</i>	49
<i>ENMRSH, Inc.</i>	51
<i>EnSuenos Y Los Angelitos</i>	53
<i>Growing in Beauty</i>	55
<i>Inspirations</i>	57
<i>Las Cumbres Community Services, Inc.</i>	59
<i>La Vida Felicidad, Inc.</i>	61
<i>LifeRoots</i>	63
<i>Mescalero Apache Early Childhood Program</i>	65
<i>Multicultural Evaluation & Consultation Associates (MECA)</i>	67
<i>Native American Professional Parent Resources (NAPPR)</i>	69
<i>New Vistas</i>	70

<i>PB&J Family Services</i>	72
<i>Pine Hill Early Intervention Services</i>	74
<i>PMS Roundtree Developmental Services</i>	76
<i>Positive Outcomes</i>	78
<i>Regional Center Cooperative # IX</i>	79
<i>Tobosa Developmental Services</i>	81
<i>Tresco, Inc</i>	83
<i>UNM CDD FOCUS</i>	85
<i>UNM Developmental Care Continuity Program (DCCP)</i>	87
<i>Zia Therapy Center, Inc</i>	89

Annual Performance Report (APR) Overview



What is an Annual Performance Report (APR)?

The federal Office of Special Education Programs (OSEP) monitors states to ensure that early intervention services are provided in accordance with the Individuals with Disabilities Education Act (IDEA) Part C. As part of this monitoring process, states submit a 6 year “**State Performance Plan (SPP)**.”

Yearly, each state reports on their progress toward meeting the indicator targets set in their SPP by submitting an “**Annual Performance Report (APR)**.” Both the SPP and the APR can be found at www.fitprogram.org

Additionally, in New Mexico each local early intervention provider agencies within the Family Infant Toddler (FIT) Program complete an Annual Performance Report, evaluating their own program’s performance and submitting their results and improvement plan to the FIT Program.

Why are these indicators important?

The indicators chosen are cornerstones for ensuring that early intervention services are being provided in accordance with federal and state regulations; thus, ensuring that children and families receive high quality early intervention supports and services.

How will this information be used?

This information is used largely for quality improvement purposes and determining compliance with federal and state regulations. Through analyzing data, setting annual targets, and tracking progress, the state and local FIT Providers can identify the areas that need improvement and make concrete plans to address concerns and continue their successes.

How can I use this report?

You will find Information in this report about each early intervention provider in New Mexico, as well as the statewide performance related on each indicator. A link to a glossary of terms is also provided.

Can I get a copy of this report?

Copies of these reports can be obtained by contacting the FIT Program at the address below or by e-mailing FIT.program@state.nm.us. Be sure to provide your name and mailing address with your request.

Questions?

If you have question about this report, please e-mail Kathey Phoenix Doyle at

Kathey.PhoenixDoyle@state.nm.us

The Indicators

Below is a list of the indicators reported by local early intervention provider agencies.

1. [Percent of infants and toddlers with IFSPs who receive the early intervention services on their IFSPs in a timely manner.](#)
2. [Percent of infants and toddlers with IFSPs who primarily receive early intervention services in the home or community-based settings.](#)
3. [Percent of infants and toddlers with IFSPs who demonstrate improved:](#)
 - [Positive social-emotional skills \(including social relationships\).](#)
 - [Acquisition and use of knowledge and skills \(including early language/communication\); and](#)
 - [Use of appropriate behaviors to meet their needs.](#)
1. Percent of families participating in Part C who report that early intervention services have helped the family:
 - ◆ Know their rights.
 - ◆ Effectively communicate their children's needs; and
 - ◆ Help their children develop and learn.
4. [Percent of infants and toddlers' birth to 1 with IFSPs](#)
5. [Percent of infants and toddlers' birth to 3 with IFSPs.](#)
6. [Percent of eligible infants and toddlers with IFSPs for whom an evaluation and assessment and an initial IFSP meeting were conducted within Part C's 45-day timeline.](#)
7. [Percent of all children exiting Part C who received timely transition planning to support the child's transition to preschool and other appropriate community services by their third birthday including:](#)
 - IFSPs with transition steps and services
 - Notification to LEA, if child is potentially eligible for Part B:
 - Transition conference if child is potentially eligible for Part B



Indicator by Indicator: Statewide Results

Indicator 1: Infants and toddlers receive the early intervention services on their IFSPs in a timely manner.



Why is this Important?

Child development research has shown that the rate of learning and development is most rapid in a child's first three years of life. Just as we try to identify infants and toddlers in need of intervention early, we try to get services started as soon after identification as possible. Because of this special period of readiness for learning,

“Timely” is defined as being within 30 days of the date of the IFSP (i.e., the date the parent provides consent for the IFSP services).

In New Mexico, the percent of families who received all of the services on their IFSP “timely” was 95.4%.

Provider Agency	Agency Performance	Statewide Performance	Statewide Target
Abrazos Family Support Services , Bernalillo & Sandoval Counties	99.6%	95.4%	100%
Alta Mira Specialized Family Services, Inc. , Bernalillo & Torrance Counties	91.7%		
Amplified Therapy Inc. , Carton, Grant, Hidalgo, Luna	95.1%		
Aprendamos Intervention Team , Doña Ana County	99.6%		
Bilingual Multicultural Services, Inc. (BMSI) , Bernalillo, Sandoval, Santa Fe	80.9%		
CARC, Inc. , Eddy County	95.9%		
Citizens for the Developmentally Disabled (CDD) “The Children’s Workshop,” Colfax, Harding, Union, Mora & San Miguel Counties	100.0%		
Dungarvin, Inc. , McKinley County	92.2%		
ENMRSH, Inc. , Curry, De Baca, Guadalupe, Quay & Roosevelt Counties	98.6%		
EnSuenos Y Los Angelitos , Taos County	100.0%		
Growing in Beauty , Navajo Nation in Cibola, McKinley, Sandoval and San Juan, Counties	96.4%		

Provider Agency	Agency Performance	Statewide Performance	Statewide Target
Inspirations , Bernalillo County	94.5%		
La Vida Felicidad, Inc. , Cibola & Valencia Counties	97.5%		
Las Cumbres Community Services, Inc. , Los Alamos, Santa Fe & Rio Arriba Counties	92.2%		
LifeRoots , Bernalillo County	75.8%		
Multicultural Evaluation & Consultation Associates (MECA) , Curry, Doña Ana, Lea, Quay, Chavez & Roosevelt Counties	93.0%		
Mescalero Apache Early Childhood Program , Mescalero Apache Nation in Otero County	100.0%		
Native American Professional Parent Resources (NAPPR) , Bernalillo, Cibola, Sandoval & Valencia Counties	100.0%		
New Vistas , Santa Fe, San Miguel & Mora Counties	87.7%		
PB&J Family Services , Bernalillo & Sandoval Counties	100.0%		
Pine Hill Early Intervention Services , Cibola County	96.1%		
PMS Roundtree Developmental Services , San Juan County	100.0%		
Positive Outcomes , Socorro County	93.9%		
Regional Center Cooperative # IX , Lincoln County	96.0%		
Tobosa Developmental Services , Chaves County	97.7%		
Tresco, Inc. , Doña Ana & Sierra Counties	98.5%		
UNM CDD FOCUS , Bernalillo, Sandoval, Torrance & Valencia Counties	97.3%		
UNM Developmental Care Continuity Program (DCCP) , Statewide	100%		
Zia Therapy Center, Inc. , Otero County	92.7%		



Indicator 2: Infants and toddlers with IFSPs primarily receive early intervention services in the home or community-based settings.

The percent of families who primarily received their services in “natural environments” (Home and community settings) statewide was 99.28%

Why is this important?

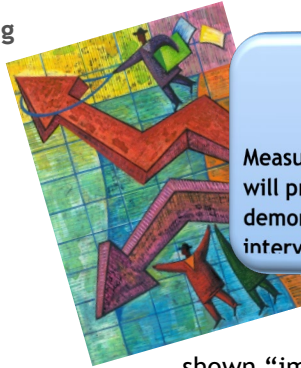
Early intervention activities are provided in settings where the child typically lives, learns, and plays in order to ensure that the activities become a part of the child and family’s typical routines, such as mealtime, bath time, playtime etc. In this way the

Provider Agency	Agency Performance	Statewide Performance	Statewide Target
Abrazos Family Support Services , Bernalillo & Sandoval Counties	100%	99.28%	95.75%
Alta Mira Specialized Family Services, Inc. , Bernalillo & Torrance Counties	98.93%		
Amplified Therapy Inc. , Carton, Grant, Hidalgo, Luna	100%		
Aprendamos Intervention Team , Doña Ana County	99.48%		
Bilingual Multicultural Services, Inc. (BMSI), Bernalillo, Sandoval, Santa Fe	100%		
CARC, Inc. , Eddy County	100%		
Citizens for the Developmentally Disabled (CDD) “The Children’s Workshop,” Colfax, Harding, Union, Mora & San Miguel Counties	100%		
Dungarvin, Inc. , McKinley County	100%		
ENMRSH, Inc. , Curry, De Baca, Guadalupe, Quay & Roosevelt Counties	100%		
EnSuenos Y Los Angelitos , Taos County	94.92%		
Growing in Beauty , Navajo Nation in Cibola, McKinley, Sandoval and San Juan, Counties	100%		
Inspirations , Bernalillo County	99.50%		
La Vida Felicidad, Inc. , Cibola & Valencia Counties	100%		
Las Cumbres Community Services, Inc. , Los Alamos, Santa Fe & Rio Arriba Counties	99.18%		

Provider Agency	Agency Performance	Statewide Performance	Statewide Target
LifeRoots , Bernalillo County	87.69%		
Multicultural Evaluation & Consultation Associates (MECA) , Curry, Doña Ana, Lea, Quay, Chavez & Roosevelt Counties	99.82%		
Mescalero Apache Early Childhood Program , Mescalero Apache Nation in Otero County	100%		
Native American Professional Parent Resources (NAPPR) , Bernalillo, Cibola, Sandoval & Valencia Counties	100%		
New Vistas , Santa Fe, San Miguel & Mora Counties	100%		
PB&J Family Services , Bernalillo & Sandoval Counties	100%		
Pine Hill Early Intervention Services , Cibola County	100%		
PMS Roundtree Developmental Services , San Juan County	100%		
Positive Outcomes , Socorro County	100%		
Regional Center Cooperative # IX , Lincoln County	100%		
Tobosa Developmental Services , Chaves County	100%		
Tresco, Inc , Doña Ana & Sierra Counties	96.75%		
UNM CDD FOCUS , Bernalillo, Sandoval, Torrance & Valencia Counties	100%		
UNM Developmental Care Continuity Program (DCCP) , Statewide	100%		
Zia Therapy Center, Inc. , Otero County	100%		

Indicator 3: Percent of infants and toddlers with IFSPs who demonstrate improved:

- A. Positive social-emotional skills (including social relationships).
- B. Acquisition and use of knowledge and skills (including early language/ communication); and
- C. Use of appropriate behaviors to meet their needs.



Why is this Important?

Measurement of these functional outcomes will provide quantitative data demonstrating the benefits of early intervention for infants and toddlers.

In order to demonstrate whether a child has shown “improvement” in their development as a result of receiving early intervention it is necessary to measure the child’s development against typical development for same age peers and to collect data from two points in time. The FIT Program uses of the national Early Childhood Outcomes (ECO) Summary Form, which is completed by the team utilizing developmental assessment information at the time of the initial IFSP; annually and when the child exits the FIT Program.

The following chart summarizes the results of the three outcomes for Indicator 3 for children being served for developmental delays and established conditions. The summary statements are as follows:

Summary Statement 1: Of those infants and toddlers who entered or exited early intervention below age expectation in each Outcome, the percent who substantially increased their rate of growth by the time they turned 3 years of age or exited the program.

Summary Statement 2: The percent of infants and toddlers who were functioning within age expectations in each Outcome by the time they turned 3 years of age or exited the program.

Indicator 3	<i>A: Percent of infants and toddlers with IFSPs who demonstrate improved <u>positive social-emotional skills (including social relationships)</u></i>					
	Agency Performance Summary Statement 1	Statewide Performance Summary Statement 1	Statewide Target Summary Statement 1	Agency Performance Summary Statement 2	Statewide Performance Summary Statement 2	Statewide Target Summary Statement 2
Abrazos Family Support Services , Bernalillo & Sandoval Counties	69.4	69.3%	69%	31.3%	49.0%	63.5%
Alta Mira Specialized Family Services, Inc. , Bernalillo & Tarrant Counties	67.2%			59.3%		
Amplified Therapy Inc. , Carton, Grant, Hidalgo, Luna	80.9%			33.3%		
Aprendamos Intervention Team , Doña Ana County	77.1%			69.5%		

Indicator 3	<i>A: Percent of infants and toddlers with IFSPs who demonstrate improved <u>positive social-emotional skills (including social relationships)</u></i>					
	Agency Performance Summary Statement 1	Statewide Performance Summary Statement 1	Statewide Target Summary Statement 1	Agency Performance Summary Statement 2	Statewide Performance Summary Statement 2	Statewide Target Summary Statement 2
Bilingual Multicultural Services, Inc. (BMSI), Bernalillo, Sandoval, Santa Fe	63.4%			43.5%		
CARC, Inc. , Eddy County	85.7%			42.6%		
Citizens for the Developmentally Disabled (CDD) "The Children's Workshop," Colfax, Harding, Union, Mora & San Miguel Counties	86.8%			65.5%		
Dungarvin, Inc. , McKinley County	85.7%			77.8%		
ENMRSH, Inc. , Curry, De Baca, Guadalupe, Quay & Roosevelt Counties	84.8%			66.7%		
EnSuenos Y Los Angelitos , Taos County	33.3%			0.0%		
Growing in Beauty , Navajo Nation in Cibola, McKinley, Sandoval and San Juan, Counties	69.6%			63.6%		
Inspirations , Bernalillo County	80.4%			60.7%		
La Vida Felicidad, Inc. , Cibola & Valencia Counties	66.7%			57.3%		
Las Cumbres Community Services, Inc. , Los Alamos, Santa Fe & Rio Arriba Counties	55.3%			32.5%		
LifeRoots , Bernalillo County	68.3%			73.3%		
Multicultural Evaluation & Consultation Associates (MECA) , Curry, Doña Ana, Lea, Quay, Chavez & Roosevelt Counties	77.9%			48.7%		
Mescalero Apache Early Childhood Program , Mescalero Apache Nation in Otero County	50.0%			33.3%		
Native American Professional Parent Resources (NAPPR) , Bernalillo, Cibola, Sandoval & Valencia Counties	78.6%			44.3%		
New Vistas , Santa Fe, San Miguel & Mora Counties	77.6%			56.1%		
PB&J Family Services , Bernalillo & Sandoval Counties	83.3%			58.1%		

Indicator 3	<i>A: Percent of infants and toddlers with IFSPs who demonstrate improved <u>positive social-emotional skills (including social relationships)</u></i>					
	Agency Performance Summary Statement 1	Statewide Performance Summary Statement 1	Statewide Target Summary Statement 1	Agency Performance Summary Statement 2	Statewide Performance Summary Statement 2	Statewide Target Summary Statement 2
Pine Hill Early Intervention Services , Cibola County	100%			100%		
PMS Roundtree Developmental Services , San Juan County	86.6%			75.0%		
Positive Outcomes , Socorro County	90.9%			73.7%		
Regional Center Cooperative # IX , Lincoln County	81.0%			32.0%		
Tobosa Developmental Services , Chaves County	61.8%			11.8%		
Tresco, Inc. , Doña Ana & Sierra Counties	74.6%			51.1%		
UNM CDD FOCUS , Bernalillo, Sandoval, Torrance & Valencia Counties	41.5%			54.2%		
UNM Developmental Care Continuity Program (DCCP) , Statewide	100%			100%		
Zia Therapy Center, Inc. , Otero County	62.1%			30.4%		

Indicator 3	<i>B: Percent of infants and toddlers with IFSPs who demonstrate improved acquisition and use of knowledge and skills (including early language/ communication)</i>					
	Agency Performance Summary Statement 1	Statewide Performance Summary Statement 1	Statewide Target Summary Statement 1	Agency Performance Summary Statement 2	Statewide Performance Summary Statement 2	Statewide Target Summary Statement 2
Abrazos Family Support Services , Bernalillo & Sandoval Counties	74.3%	72.5%	72.5%	32.0%	51.2%	62.5%
Alta Mira Specialized Family Services, Inc. , Bernalillo & Tarrant Counties	72.7%			58.0%		
Amplified Therapy Inc. , Carton, Grant, Hidalgo, Luna	84.4%			43.2%		
Aprendamos Intervention Team , Doña Ana County	81.4%			67.1%		
Bilingual Multicultural Services, Inc. (BMSI), Bernalillo, Sandoval, Santa Fe	65.1%			43.5%		
CARC, Inc. , Eddy County	87.6%			49.1%		
Citizen's for the Developmentally Disabled (CDD) "The Children's Workshop," Colfax, Harding, Union, Mora & San Miguel Counties	82.7%			60.3%		
Dungarvin, Inc. , McKinley County	100%			77.8%		
ENMRSH, Inc. , Curry, De Baca, Guadalupe, Quay & Roosevelt Counties	89.6%			66.7%		
EnSuenos Y Los Angelitos , Taos County	33.3%			33.3%		
Growing in Beauty , Navajo Nation in Cibola, McKinley, Sandoval and San Juan, Counties	90.9%			63.6%		
Inspirations , Bernalillo County	76.1%			56.0%		
La Vida Felicidad, Inc. , Cibola & Valencia Counties	72.7%			57.3%		
Las Cumbres Community Services, Inc. , Los Alamos, Santa Fe & Rio Arriba Counties	61.8%			47.5%		
LifeRoots , Bernalillo County	67.2%			70.3%		
Multicultural Evaluation & Consultation Associates (MECA) , Curry, Doña Ana, Lea, Quay, Chavez & Roosevelt Counties	82.5%			57.9%		

Indicator 3	<i>B: Percent of infants and toddlers with IFSPs who demonstrate improved acquisition and use of knowledge and skills (including early language/ communication)</i>					
	Agency Performance Summary Statement 1	Statewide Performance Summary Statement 1	Statewide Target Summary Statement 1	Agency Performance Summary Statement 2	Statewide Performance Summary Statement 2	Statewide Target Summary Statement 2
Mescalero Apache Early Childhood Program , Mescalero Apache Nation in Otero County	66.7%			33.3%		
Native American Professional Parent Resources (NAPPR) , Bernalillo, Cibola, Sandoval & Valencia Counties	87.3%			50.0%		
New Vistas , Santa Fe, San Miguel & Mora Counties	76.2%			62.2%		
PB&J Family Services , Bernalillo & Sandoval Counties	74.4%			53.2%		
Pine Hill Early Intervention Services , Cibola County	100%			100%		
PMS Roundtree Developmental Services , San Juan County	91.1%			71.4%		
Positive Outcomes , Socorro County	91.7%			78.9%		
Regional Center Cooperative # IX , Lincoln County	89.5%			60.0%		
Tobosa Developmental Services , Chaves County	64.7%			25.5%		
Tresco, Inc. , Doña Ana & Sierra Counties	82.1%			61.0%		
UNM CDD FOCUS , Bernalillo, Sandoval, Torrance & Valencia Counties	47.6%			52.5%		
UNM Developmental Care Continuity Program (DCCP) , Statewide	100%			100.0%		
Zia Therapy Center, Inc. , Otero County	71.6%			38.2%		

Indicator 3	<i>C: Percent of infants and toddlers with IFSPs who demonstrate improved <u>use of appropriate behaviors to meet their needs</u></i>					
	Agency Performance Summary Statement 1	Statewide Performance Summary Statement 1	Statewide Target Summary Statement 1	Agency Performance Summary Statement 2	Statewide Performance Summary Statement 2	Statewide Target Summary Statement 2
Abrazos Family Support Services , Bernalillo & Sandoval Counties	79.5%	72.2%	72.6%	34.0%	50.0%	62%
Alta Mira Specialized Family Services, Inc. , Bernalillo & Torrance Counties	71.5%			56.8%		
Amplified Therapy Inc. , Carton, Grant, Hidalgo, Luna	87.8%			43.8%		
Aprendamos Intervention Team , Doña Ana County	78.0%			65.9%		
Bilingual Multicultural Services, Inc. (BMSI), Bernalillo, Sandoval, Santa Fe	57.8%			34.8%		
CARC, Inc. , Eddy County	86.3%			46.3%		
Citizens for the Developmentally Disabled (CDD) "The Children's Workshop," Colfax, Harding, Union, Mora & San Miguel Counties	82.4%			56.9%		
Dungarvin, Inc. , McKinley County	100%			77.8%		
ENMRSH, Inc. , Curry, De Baca, Guadalupe, Quay & Roosevelt Counties	92.7%			63.5%		
EnSuenos Y Los Angelitos , Taos County	50.0%			33.3%		
Growing in Beauty , Navajo Nation in Cibola, McKinley, Sandoval and San Juan, Counties	82.8%			48.5%		
Inspirations , Bernalillo County	77.9%			59.1%		
La Vida Felicidad, Inc. , Cibola & Valencia Counties	68.4%			59.6%		
Las Cumbres Community Services, Inc. , Los Alamos, Santa Fe & Rio Arriba Counties	43.2%			30.0%		
LifeRoots , Bernalillo County	74.2%			76.2%		
Multicultural Evaluation & Consultation Associates (MECA) , Curry, Doña Ana, Lea, Quay, Chavez & Roosevelt Counties	82.1%			54.5%		

Indicator 3	<i>C: Percent of infants and toddlers with IFSPs who demonstrate improved <u>use of appropriate behaviors to meet their needs</u></i>					
	Agency Performance Summary Statement 1	Statewide Performance Summary Statement 1	Statewide Target Summary Statement 1	Agency Performance Summary Statement 2	Statewide Performance Summary Statement 2	Statewide Target Summary Statement 2
Mescalero Apache Early Childhood Program , Mescalero Apache Nation in Otero County	100.0%			33.3%		
Native American Professional Parent Resources (NAPPR) , Bernalillo, Cibola, Sandoval & Valencia Counties	84.7%			54.5%		
New Vistas , Santa Fe, San Miguel & Mora Counties	80.9%			54.1%		
PB&J Family Services , Bernalillo & Sandoval Counties	84.8%			59.7%		
Pine Hill Early Intervention Services , Cibola County	100%			100%		
PMS Roundtree Developmental Services , San Juan County	84.6%			66.1%		
Positive Outcomes , Socorro County	91.7%			78.9%		
Regional Center Cooperative # IX , Lincoln County	87.0%			60.0%		
Tobosa Developmental Services , Chaves County	66.7%			19.6%		
Tresco, Inc. , Doña Ana & Sierra Counties	73.6%			53.2%		
UNM CDD FOCUS , Bernalillo, Sandoval, Torrance & Valencia Counties	48.9%			50.8%		
UNM Developmental Care Continuity Program (DCCP) , Statewide	100%			100%		
Zia Therapy Center, Inc. , Otero County	66.0%			39.2%		

Indicator 4: Percent of families participating in Part C who report that early intervention services have helped the family:

- Know their rights.
- Effectively communicate their children’s needs; and
- Help their children develop and learn.

The Family Outcomes Survey is distributed to families served through the FIT Program. Families can return the survey in a stamped addressed envelope or complete the survey online. The Family Outcomes Survey Tool was developed in collaboration with parents on the New Mexico - Interagency Coordinating Council (ICC).

930 surveys were received out of 3,079 surveys that were distributed. This represents a response rate of 30%.

Why is this Important?

One of the core values of the FIT Program is to be family centered - supporting the needs of the whole family, not just the child. Families are supported to advocate for their child, to know



Indicator 4a		Percent of families who report that early intervention services have helped the family know their rights.		
Provider Agency (shaded areas indicate results from previous reporting period)	Agency Performance	Statewide Performance	Statewide Target	
Abrazos Family Support Services , Bernalillo & Sandoval Counties	97.5%	97.9%	95%	
Alta Mira Specialized Family Services, Inc. , Bernalillo & Torrance Counties	98.3%			
Amplified Therapy Inc. , Carton, Grant, Hidalgo, Luna	98.5%			
Aprendamos Intervention Team , Doña Ana County	97.2%			
Bilingual Multicultural Services, Inc. (BMSI), Bernalillo, Sandoval, Santa Fe	100%			
CARC, Inc. , Eddy County	100%			
Citizens for the Developmentally Disabled (CDD) “The Children’s Workshop,” Colfax, Harding, Union, Mora & San Miguel Counties	100%			
Dungarvin, Inc. , McKinley County	100%			
ENMRSH, Inc. , Curry, De Baca, Guadalupe, Quay & Roosevelt Counties	98.2%			
EnSuenos Y Los Angelitos , Taos County	90.0%			
Growing in Beauty , Navajo Nation in Cibola, McKinley, Sandoval and San Juan, Counties	100%			
Inspirations , Bernalillo County	95.6%			
La Vida Felicidad, Inc. , Cibola & Valencia Counties	100%			
Las Cumbres Community Services, Inc. , Los Alamos, Santa Fe & Rio Arriba Counties	92.9%			

Indicator 4a	Percent of families who report that early intervention services have helped the family know their rights.		
LifeRoots , Bernalillo County	100%		
Multicultural Evaluation & Consultation Associates (MECA) , Curry, Doña Ana, Lea, Quay, Chavez & Roosevelt Counties	97.5%		
Mescalero Apache Early Childhood Program , Mescalero Apache Nation in Otero County (Closed for Covid)	N/A		
Native American Professional Parent Resources (NAPPR) , Bernalillo, Cibola, Sandoval & Valencia Counties	97.8%		
New Vistas , Santa Fe, San Miguel & Mora Counties	100%		
PB&J Family Services , Bernalillo & Sandoval Counties	100%		
Pine Hill Early Intervention Services , Cibola County	100%		
PMS Roundtree Developmental Services , San Juan County	100%		
Positive Outcomes , Socorro County	100%		
Regional Center Cooperative # IX , Lincoln County	100%		
Tobosa Developmental Services , Chaves County	100%		
Tresco, Inc. , Doña Ana & Sierra Counties	100%		
UNM CDD FOCUS , Bernalillo, Sandoval, Torrance & Valencia Counties	100%		
UNM Developmental Care Continuity Program (DCCP) , Statewide	100%		
Zia Therapy Center, Inc. , Otero County	96.6%		

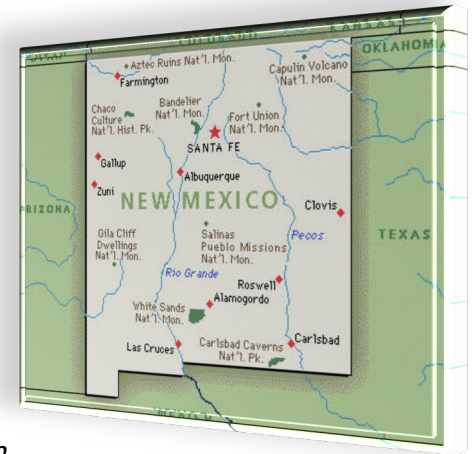
Indicator 4b	Percent of families who report that early intervention services have helped the family effectively communicate their children's needs.		
Provider Agency (shaded areas indicate results from previous reporting period)	Agency Performance	Statewide Performance	Statewide Target
Abrazos Family Support Services , Bernalillo & Sandoval Counties	100%	99.5%	95%
Alta Mira Specialized Family Services, Inc. , Bernalillo & Torrance Counties	100%		
Amplified Therapy Inc. , Carton, Grant, Hidalgo, Luna	95.5%		
Aprendamos Intervention Team , Doña Ana County	100%		
Bilingual Multicultural Services, Inc. (BMSI), Bernalillo, Sandoval, Santa Fe	100%		
CARC, Inc. , Eddy County	100%		
Citizens for the Developmentally Disabled (CDD) "The Children's Workshop," Colfax, Harding, Union, Mora & San Miguel Counties	100%		
Dungarvin, Inc. , McKinley County	100%		
ENMRSH, Inc. , Curry, De Baca, Guadalupe, Quay & Roosevelt Counties	100%		
EnSuenos Y Los Angelitos , Taos County	100%		
Growing in Beauty , Navajo Nation in Cibola, McKinley, Sandoval and San Juan, Counties	100%		
Inspirations , Bernalillo County	100%		
La Vida Felicidad, Inc. , Cibola & Valencia Counties	100%		
Las Cumbres Community Services, Inc. , Los Alamos, Santa Fe & Rio Arriba Counties	100%		
LifeRoots , Bernalillo County	100%		
Multicultural Evaluation & Consultation Associates (MECA) , Curry, Doña Ana, Lea, Quay, Chavez & Roosevelt Counties	98.7%		
Mescalero Apache Early Childhood Program , Mescalero Apache Nation in Otero County (Closed due to COVID19)	N/A		
Native American Professional Parent Resources (NAPPR) , Bernalillo, Cibola, Sandoval & Valencia Counties	100%		
New Vistas , Santa Fe, San Miguel & Mora Counties	100%		
PB&J Family Services , Bernalillo & Sandoval Counties	100%		
Pine Hill Early Intervention Services , Cibola County	100%		
PMS Roundtree Developmental Services , San Juan County	100%		
Positive Outcomes , Socorro County	100%		

Indicator 4b	Percent of families who report that early intervention services have helped the family effectively communicate their children's needs.		
Provider Agency (shaded areas indicate results from previous reporting period)	Agency Performance	Statewide Performance	Statewide Target
Regional Center Cooperative # IX , Lincoln County	100%		
Tobosa Developmental Services , Chaves County	100%		
Tresco, Inc. , Doña Ana & Sierra Counties	100%		
UNM CDD FOCUS , Bernalillo, Sandoval, Torrance & Valencia Counties	100%		
UNM Developmental Care Continuity Program (DCCP) , Statewide	100%		
Zia Therapy Center, Inc. , Otero County	100%		

Indicator 4c	Percent of families who report that early intervention services have helped the family help their children develop and learn.		
Provider Agency (shaded areas indicate results from previous reporting period)	Agency Performance	Statewide Performance	Statewide Target
Abrazos Family Support Services , Bernalillo & Sandoval Counties	100%	99.5%	97%
Alta Mira Specialized Family Services, Inc. , Bernalillo & Torrance Counties	98.3%		
Amplified Therapy Inc. , Carton, Grant, Hidalgo, Luna	97.0%		
Aprendamos Intervention Team , Doña Ana County	100%		
Bilingual Multicultural Services, Inc. (BMSI), Bernalillo, Sandoval, Santa Fe	100%		
CARC, Inc. , Eddy County	100%		
Citizens for the Developmentally Disabled (CDD) "The Children's Workshop," Colfax, Harding, Union, Mora & San Miguel Counties	100%		
Dungarvin, Inc. , McKinley County	100%		
ENMRSH, Inc. , Curry, De Baca, Guadalupe, Quay & Roosevelt Counties	100%		
EnSuenos Y Los Angelitos , Taos County	100%		
Growing in Beauty , Navajo Nation in Cibola, McKinley, Sandoval and San Juan, Counties	100%		
Inspirations , Bernalillo County	100%		
La Vida Felicidad, Inc. , Cibola & Valencia Counties	100%		

Indicator 4c	Percent of families who report that early intervention services have helped the family help their children develop and learn.		
Provider Agency (shaded areas indicate results from previous reporting period)	Agency Performance	Statewide Performance	Statewide Target
Las Cumbres Community Services, Inc. , Los Alamos, Santa Fe & Rio Arriba Counties	100%		
LifeRoots , Bernalillo County	100%		
Multicultural Evaluation & Consultation Associates (MECA) , Curry, Doña Ana, Lea, Quay, Chavez & Roosevelt Counties	98.7%		
Mescalero Apache Early Childhood Program , Mescalero Apache Nation in Otero County (Closed due to COVID19)	N/A		
Native American Professional Parent Resources (NAPPR) , Bernalillo, Cibola, Sandoval & Valencia Counties	100%		
New Vistas , Santa Fe, San Miguel & Mora Counties	100%		
PB&J Family Services , Bernalillo & Sandoval Counties	100%		
Pine Hill Early Intervention Services , Cibola County	100%		
PMS Roundtree Developmental Services , San Juan County	100%		
Positive Outcomes , Socorro County	100%		
Regional Center Cooperative # IX , Lincoln County	100%		
Tobosa Developmental Services , Chaves County	100%		
Tresco, Inc. , Doña Ana & Sierra Counties	100%		
UNM CDD FOCUS , Bernalillo, Sandoval, Torrance & Valencia Counties	100%		
UNM Developmental Care Continuity Program (DCCP) , Statewide	100%		
Zia Therapy Center, Inc. , Otero County	100%		

Indicator 5: Percent of infants and toddlers' birth to 1 with IFSPs



These data represent all children with an Individualized Family Service Plan (IFSP) on December 01st (This is the count that is submitted to the US Office of Special Education Programs each year)

Why is this Important?

Early detection of developmental delays is critical; therefore, this indicator looks at the children that are referred and determined eligible for early intervention

Note: Multiple Early Intervention Providers may serve each county; therefore, no comparison between providers can be made for this indicator. Instead, each county is listed with the providers who serve them.

New Mexico Counties	Providers Serving County	% Of children identified and served	Statewide Performance	Statewide Target
Bernalillo	Abrazos Family Support Services Alta Mira Specialized Family Services, Inc. Inspirations BMSI LifeRoots Native American Professional Parent Resources (NAPPR) PB&J Family Services UNM CDD FOCUS	2.45%	2.98%	2.60%
Catron	Amplified Therapy Inc	5.71%		
Chavez	Multicultural Evaluation & Consultation Associates (MECA) Tobosa	4.14%		
Cibola	La Vida Felicidad, Inc Native American Professional Parent Resources (NAPPR) Pine Hill Early Intervention Services	2.54%		
Colfax	Citizens for the Developmentally Disabled (CDD)	5.67%		
Curry	ENMRSH, Inc. Multicultural Evaluation & Consultation Associates (MECA)	3.76%		
De Baca	ENMRSH, Inc.	0.00%		

New Mexico Counties	Providers Serving County	% Of children identified and served	Statewide Performance	Statewide Target
Doña Ana	Aprendamos Intervention Team Multicultural Evaluation & Consultation Associates (MECA) Tresco, Inc	6.43%		
Eddy	CARC, Inc.	1.97%		
Grant	Amplified Therapy Inc	3.98%		
Guadalupe	ENMRSH	2.44%		
Harding	Citizens for the Developmentally Disabled (The Children's Workshop)	0%		
Hidalgo	Amplified Therapy Inc	4.48%		
Lea	Multicultural Evaluation & Consultation Associates (MECA)	3.41%		
Lincoln	Region IX Educational Cooperative-Early Intervention Program	2.88%		
Los Alamos	Las Cumbres Community Services	1.43%		
Luna	Amplified Therapy Inc	2.61%		
McKinley	Dungarvin, Inc. (DSI), Growing in Beauty,	0.70%		
Mora	Citizens for the Developmentally Disabled (The Children's Workshop) New Vistas	7.84%		
Otero	Mescalero Apache Early Childhood Program Zia Therapy Center, Inc	3.42%		
Quay	ENMRSH, Inc. Multicultural Evaluation & Consultation Associates (MECA)	9.26%		
Rio Arriba	Las Cumbres Community Services	3.16%		
Roosevelt	ENMRSH Multicultural Evaluation & Consultation Associates (MECA)	4.32%		
San Juan	Growing in Beauty, Presbyterian Medical Services-Roundtree Developmental Services	0.85%		

New Mexico Counties	Providers Serving County	% Of children identified and served	Statewide Performance	Statewide Target
San Miguel	Citizens for the Developmentally Disabled (The Children's Workshop) New Vistas	2.18%		
Sandoval	Abrazos Family Support Services, BMSI Native American Professional Parent Resources, Inc. (NAPPR), PB&J Family Services UNM CDD FOCUS Growing in Beauty	1.87%		
Santa Fe	New Vistas BMSI Las Cumbres	2.84%		
Sierra	Tresco, Inc. / TOTS	3.88%		
Socorro	Positive Outcomes	3.86%		
Taos	EnSuenos Y Los Angelitos	4.55%		
Torrance	Alta Mira Specialized Family Services UNM CDD FOCUS	2.83%		
Union	Citizens for the Developmentally Disabled (The Children's Workshop)	5.56%		
Valencia	La Vida Felicidad, Inc Native American Professional Parent Resources, Inc. (NAPPR), UNM CDD FOCUS	2.27%		

Indicator 6: Percent of infants and toddlers' birth to 3 with IFSPs

**Why is this Important?**

By reviewing the percentages of all children served from birth to age 3 in each county, the FIT Program can learn if specific areas are

These data represent all children with an Individualized Family Service Plan (IFSP) on December 01st (This is the count that is submitted to the US Office of Special Education Programs each year)

Note: Multiple Early Intervention Providers may serve each county; therefore, no comparison between providers can be made for this indicator. Instead, each county is listed with the providers who serve them.

New Mexico Counties	Providers Serving County	% Of children identified and served	Statewide Performance	Statewide Target
Bernalillo	Abrazos Family Support Services Alta Mira Specialized Family Services, Inc. BMSI Inspirations LifeRoots Native American Professional Parent Resources (NAPPR) PB&J Family Services UNM CDD FOCUS	4.75%	6.18%	5.0%
Catron	Amplified Therapy Inc	3.77%		
Chavez	Multicultural Evaluation & Consultation Associates (MECA) Tobosa	9.92%		
Cibola	La Vida Felicidad, Inc Native American Professional Parent Resources (NAPPR) Pine Hill Early Intervention Services	5.00%		
Colfax	Citizens for the Developmentally Disabled (CDD)	11.50%		
Curry	ENMRSH, Inc. Multicultural Evaluation & Consultation Associates (MECA)	10.73%		
De Baca	ENMRSH, Inc.	8.20%		
Doña Ana	Aprendamos Intervention Team Multicultural Evaluation & Consultation Associates (MECA) Tresco, Inc	12.57%		

New Mexico Counties	Providers Serving County	% Of children identified and served	Statewide Performance	Statewide Target
Eddy	CARC, Inc.	5.35%		
Grant	Amplified Therapy Inc	8.48%		
Guadalupe	ENMRSH	6.29%		
Harding	Citizens for the Developmentally Disabled (The Children's Workshop)	0%		
Hidalgo	Amplified Therapy Inc	15.23%		
Lea	Multicultural Evaluation & Consultation Associates (MECA)	7.70%		
Lincoln	Region IX Educational Cooperative-Early Intervention Program	6.48%		
Los Alamos	Las Cumbres Community Services	6.21%		
Luna	Amplified Therapy Inc	7.32%		
McKinley	Dungarvin, Inc. (DSI), Growing in Beauty,	1.95%		
Mora	Citizens for the Developmentally Disabled (The Children's Workshop) New Vistas	7.19%		
Otero	Mescalero Apache Early Childhood Program Zia Therapy Center, Inc	6.84%		
Quay	ENMRSH, Inc. Multicultural Evaluation & Consultation Associates (MECA)	15.82%		
Rio Arriba	Las Cumbres Community Services	5.96%		
Roosevelt	ENMRSH Multicultural Evaluation & Consultation Associates (MECA)	8.72%		
San Juan	Growing in Beauty, Presbyterian Medical Services-Roundtree Developmental Services	2.30%		
San Miguel	Citizens for the Developmentally Disabled (The Children's Workshop) New Vistas	4.01%		
Sandoval	Abrazos Family Support Services,	4.73%		

New Mexico Counties	Providers Serving County	% Of children identified and served	Statewide Performance	Statewide Target
	BMSI Native American Professional Parent Resources, Inc. (NAPPR) , PB&J Family Services UNM CDD FOCUS			
Santa Fe	New Vistas BMSI Las Cumbres	5.89%		
Sierra	Tresco, Inc. / TOTS	13.21%		
Socorro	Positive Outcomes	6.30%		
Taos	EnSuenos Y Los Angelitos	5.34%		
Torrance	Alta Mira Specialized Family Services UNM CDD FOCUS	2.38%		
Union	Citizens for the Developmentally Disabled (The Children's Workshop)	6.55%		
Valencia	La Vida Felicidad, Inc Native American Professional Parent Resources, Inc. (NAPPR) , UNM CDD FOCUS	3.24%		

Indicator 7: Percent of eligible infants and toddlers with IFSPs for whom an evaluation and assessment and an initial IFSP meeting were conducted within Part C's 45-day timeline.



In New Mexico 93.8% of Initial IFSPs were conducted within 45 days of their referral to the FIT Program.

Why is this Important?

Because the development infants and toddlers change rapidly it is important to start intervention as quickly as possible. Therefore, providers have 45 days to evaluate the child, determine eligibility and develop an Individualized Family Service Plan (IFSP) for the child.

Note: Documented exceptional family reasons (child sickness; family unavailable etc.) and inclement weather that prevent the 45-day timeline being met is documented by the provider and does not count against the agency's performance.

Provider Agency	Agency Performance	Statewide Performance	Statewide Target
Abrazos Family Support Services , Bernalillo & Sandoval Counties	97.6%	93.8%	100%
Alta Mira Specialized Family Services, Inc. , Bernalillo & Torrance Counties	94.0%		
Amplified Therapy Inc. , Carton, Grant, Hidalgo, Luna	100%		
Aprendamos Intervention Team , Doña Ana County	100%		
Bilingual Multicultural Services, Inc. (BMSI) , Bernalillo, Sandoval, Santa Fe	73.3%		
CARC, Inc. , Eddy County	79.8%		
Citizens for the Developmentally Disabled (CDD) "The Children's Workshop," Colfax, Harding, Union, Mora & San Miguel Counties	100%		
Dungarvin, Inc. , McKinley County	72.4%		
ENMRSH, Inc. , Curry, De Baca, Guadalupe, Quay & Roosevelt Counties	98.0%		
EnSuenos Y Los Angelitos , Taos County	97.9%		
Growing in Beauty , Navajo Nation in Cibola, McKinley, Sandoval and San Juan, Counties	86.7%		
Inspirations , Bernalillo County	97.6%		
La Vida Felicidad, Inc. , Cibola & Valencia Counties	97.7%		
Las Cumbres Community Services, Inc. , Los Alamos, Santa Fe & Rio Arriba Counties	82.9%		

Provider Agency	Agency Performance	Statewide Performance	Statewide Target
LifeRoots , Bernalillo County	83.1%		
Multicultural Evaluation & Consultation Associates (MECA) , Curry, Doña Ana, Lea, Quay, Chavez & Roosevelt Counties	89.0%		
Mescalero Apache Early Childhood Program , Mescalero Apache Nation in Otero County	88.9%		
Native American Professional Parent Resources (NAPPR) , Bernalillo, Cibola, Sandoval & Valencia Counties	98.5%		
New Vistas , Santa Fe, San Miguel & Mora Counties	90.3%		
PB&J Family Services , Bernalillo & Sandoval Counties	99.1%		
Pine Hill Early Intervention Services , Cibola County	100%		
PMS Roundtree Developmental Services , San Juan County	84.2%		
Positive Outcomes , Socorro County	91.7%		
Regional Center Cooperative # IX , Lincoln County	100%		
Tobosa Developmental Services , Chaves County	90.7%		
Tresco, Inc , Doña Ana & Sierra Counties	100%		
UNM CDD FOCUS , Bernalillo, Sandoval, Torrance & Valencia Counties	98.4%		
UNM Developmental Care Continuity Program (DCCP) , Statewide	100%		
Zia Therapy Center, Inc. , Otero County	97.0%		

Why is this Important?

Eligible children and families can participate in Early Intervention services during the period the child is aged birth to three. As the time comes for the child to exit Early Intervention services, FIT Providers begin help the family plan for their child's "transition" to preschool or other age-appropriate supports and/or services. These transition services help "smooth the way,"



Indicator 8: Percent of all children exiting Part C who received timely transition planning to support the child's transition to preschool and other appropriate community services by their third birthday including:

- a) **IFSPs with transition steps and services**
- b) **Notification to LEA, if child potentially eligible for Part B:**
- c) **Transition conference if child potentially eligible for Part B.**

Statewide, the percent of families that had a transition plan added to their IFSP at least 90 days and no more than nine months prior to their child's third birthday was 93.83%. Notifications to the LEA were made 95.96% of the time. The percent of families who had a transition conference held during that same time frame was also 93.83%.

Note: Documented exceptional family reasons (child sickness; family unavailable etc.) and inclement weather that prevent the transition activities from being held on time is documented by the provider and does not count against the agency's performance.

Provider Agency	Statewide Target for all Indicator 8 a, b & c	8a		8b		8c	
		Agency Performance	Statewide Performance	Agency Performance	Statewide Performance	Agency Performance	Statewide Performance
Abrazos Family Support Services , Bernalillo & Sandoval Counties	100%	100%	93.83%	100%	95.96%	100%	93.83%
Alta Mira Specialized Family Services, Inc. , Bernalillo & Torrance Counties		85.4%		100%		85.4%	
Amplified Therapy Inc. , Carton, Grant, Hidalgo, Luna		96.6%		100%		96.6%	
Aprendamos Intervention Team , Doña Ana County		98.1%		100%		98.1%	
Bilingual Multicultural Services, Inc. (BMSI) , Bernalillo, Sandoval, Santa Fe		70.3%		80.0%		70.3%	
CARC, Inc. , Eddy County		92.0%		100%		92.0%	
Citizens for the Developmentally Disabled (CDD) "The Children's Workshop," Colfax, Harding, Union, Mora		100%		100%		100%	

Provider Agency	Statewide Target for all Indicator 8 a, b & c	8a		8b		8c	
		Agency Performance	Statewide Performance	Agency Performance	Statewide Performance	Agency Performance	Statewide Performance
& San Miguel Counties							
Dungarvin, Inc. , McKinley County		95.0%		100%		95.0%	
ENMRSH, Inc. , Curry, De Baca, Guadalupe, Quay & Roosevelt Counties		99.2%		100%		99.2%	
EnSuenos Y Los Angelitos , Taos County		94.4%		100%		94.4%	
Growing in Beauty , Navajo Nation in Cibola, McKinley, Sandoval and San Juan, Counties		100%		100%		100%	
Inspirations , Bernalillo County		99.1%		95.2%		99.1%	
La Vida Felicidad, Inc. , Cibola & Valencia Counties		87.0%		100%		87.0%	
Las Cumbres Community Services, Inc. , Los Alamos, Santa Fe & Rio Arriba Counties		62.1%		90.0%		62.1%	
LifeRoots , Bernalillo County		79.6%		100%		79.6%	
Multicultural Evaluation & Consultation Associates (MECA) , Curry, Doña Ana, Lea, Quay, Chavez & Roosevelt Counties		95.2%		100%		95.2%	
Mescalero Apache Early Childhood Program , Mescalero Apache Nation in Otero County		85.7%		82.0%		85.7%	
Native American Professional Parent Resources (NAPPR) , Bernalillo, Cibola, Sandoval & Valencia Counties		97.6%		100%		97.6%	
New Vistas , Santa Fe, San Miguel & Mora Counties		93.1%		100%		93.1%	
PB&J Family Services , Bernalillo & Sandoval Counties		79.2%		100%		79.2%	

Provider Agency	Statewide Target for all Indicator 8 a, b & c	8a		8b		8c	
		Agency Performance	Statewide Performance	Agency Performance	Statewide Performance	Agency Performance	Statewide Performance
Pine Hill Early Intervention Services , Cibola County		100%		100%		100%	
PMS Roundtree Developmental Services , San Juan County		94.4%		100%		94.4%	
Positive Outcomes , Socorro County		93.8%		100%		93.8%	
Regional Center Cooperative # IX , Lincoln County		100%		100%		100%	
Tobosa Developmental Services , Chaves County		97.4%		60.0%		97.4%	
Tresco, Inc. , Doña Ana & Sierra Counties		99.0%		100%		99.0%	
UNM CDD FOCUS , Bernalillo, Sandoval, Torrance & Valencia Counties		97.6%		100%		97.6%	
UNM Developmental Care Continuity Program (DCCP) , Statewide		100%		100%		100%	
Zia Therapy Center, Inc. , Otero County		100%		100%		100%	

Local Provider Report Cards

Below is a list of providers that contract with the FIT Program. Click on each of the FIT Providers to view their individual Annual Performance Reports

- [Abrazos Family Support Services](#), Bernalillo & Sandoval Counties
- [Alta Mira Specialized Family Services](#), Bernalillo & Torrance Counties
- [Amplified Therapy Inc.](#), Catron, Grant, Hidalgo, & Luna Counties
- [Aprendamos Intervention Team](#), Doña Ana County
- [Bilingual Multicultural Services, Inc. \(BMSI\)](#) Bernalillo, Sandoval, Santa Fe
- [CARC, Inc.](#), Eddy County
- [Citizens for the Developmentally Disabled \(The Children's Workshop\)](#), Colfax, Harding, Union, Mora & San Miguel Counties
- [Dungarvin, Inc. \(DSI\)](#), McKinley County
- [ENMRSH](#), Curry, De Baca, Guadalupe, Quay & Roosevelt Counties
- [EnSuenos Y Los Angelitos](#), Taos County
- [Growing in Beauty](#), Navajo Nation in San Juan, McKinley, Cibola, Sandoval Counties
- [Inspirations](#), Bernalillo County
- [Laguna Pueblo Division of Early Childhood](#), Pueblo of Laguna in Cibola County
- [Las Cumbres Community Services, Inc.](#), Los Alamos, Santa Fe & Rio Arriba Counties
- [La Vida Felicidad, Inc.](#), Cibola & Valencia Counties
- [LifeRoots](#), Bernalillo County
- [Life Quest, Inc.](#), Catron, Grant, Hidalgo & Luna Counties
- [Mescalero Apache Early Childhood Program](#), Mescalero Apache Nation in Otero County
- [Multicultural Evaluation & Consultation Associates \(MECA\)](#), Curry, Doña Ana, Lea, Quay, Chavez & Roosevelt Counties
- [Native American Pueblo Parent Resources, Inc. \(NAPPR\)](#), Bernalillo, Cibola, Sandoval & Valencia Counties
- [New Vistas](#), Santa Fe, San Miguel & Mora Counties
- [PB&J Family Services](#), Bernalillo & Sandoval Counties
- [Pine Hill Early Intervention Program](#), Cibola County
- [Positive Outcomes](#), Socorro County
- [Presbyterian Medical Services-Roundtree Developmental Services](#), San Juan County
- [Region IX Educational Cooperative-Early Intervention Program](#), Lincoln County
- [Tobosa](#), Chavez County
- [Tresco TOTS](#), Doña Ana & Sierra Counties
- [UNM CDD FOCUS Program](#), Bernalillo, Sandoval, Torrance & Valencia Counties
- [UNM Developmental Care Continuity Program \(DCCP\)](#), Statewide
- [Zia Therapy Center, Inc.](#), Otero County

Abrazos Family Support Services

Mailing Address: PO Box 788
Bernalillo, NM 87004

Phone: 505-404-8508

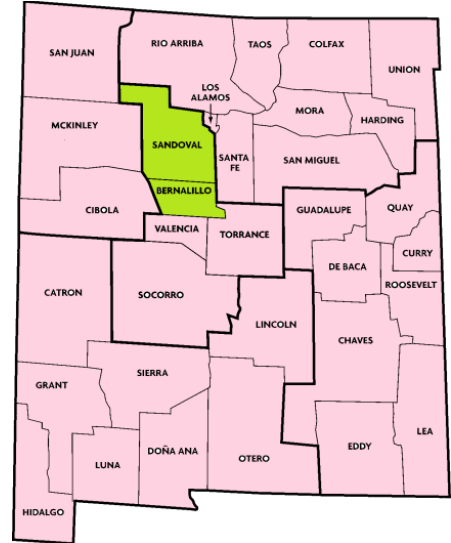
Fax: 505-404-8514

Executive Director: April Spaulding

Early Childhood Coordinator: Randi Malach

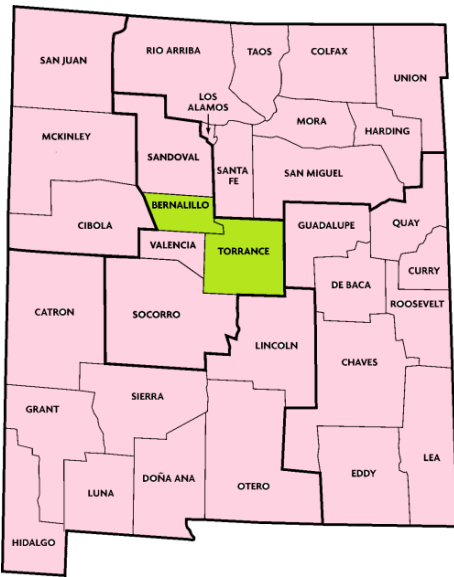
Counties Served: Bernalillo; Sandoval

Number of children/families served: 591



Ind. #	Monitoring Priorities and Indicators	Performance		Target
		Abrazos	Statewide	Statewide
1	Percent of infants/toddlers with IFSPs who receive the EI services in a timely manner.	99.6%	95.4%	100%
2	Percent of infants/toddlers with IFSPs who primarily receive EI services in the home or programs for typically developing children.	100%	99.28%	95.75%
3	Of those infants/toddlers who entered early intervention below age expectations in each of the following 3 outcomes, the % who substantially increased their rate of growth by the time they turned 3 years of age or exited the program. <ul style="list-style-type: none"> Positive social-emotional skills (including social relationships); Acquisition and use of knowledge and skills (including early language/communication); Use of appropriate behaviors to meet their needs. 	69.4%	69.3%	69.0%
		74.3%	72.5%	72.5%
		79.5%	72.2%	72.6%
4	Percent of infants/toddlers who were functioning within age expectations in each of the following 3 outcomes by the time they turned 3 years of age or exited the program. <ul style="list-style-type: none"> Positive social-emotional skills (including social relationships); Acquisition and use of knowledge and skills (including early language/communication); Use of appropriate behaviors to meet their needs. 	31.3%	49.0%	63.5%
		32.0%	51.2%	62.5%
		34.0%	50.0%	62.0%
4	Percent of families participating in Part C who report that early intervention services have helped the family: <ul style="list-style-type: none"> Know their rights; Effectively communicate their children's needs; and Help their children develop and learn. 	97.5%	97.9%	95.0%
		100%	99.5%	95.0%
		100%	99.5%	97%

5	Percent of infants/toddlers birth to 1 with IFSPs	See County Info		2.60%
6	Percent of infants/toddlers birth to 3 with IFSPs:			5.00%
7	Percent of eligible infants/toddlers with IFSPs for whom an evaluation and assessment and an initial IFSP meeting were conducted within Part C's 45-day timeline.	97.6%	93.8%	100%
8	Percent of all children exiting Part C who received timely transition planning to support the child's transition to preschool and other appropriate community services by their third birthday including:			
	• IFSPs with transition steps and services	100%	93.8%	100%
	• Notification to LEA, if child potentially eligible for Part B:	100%	96.0%	100%
	• Transition conference if child potentially eligible for Part B.	100%	93.8%	100%



Alta Mira Specialized Family Services, Inc.

Mailing Address: 1605 Carlisle NE
Albuquerque, NM 87110

Phone: 505-262-0801

Fax: 505-262-0845

Executive Director: Angelique Tafoya

Early Childhood Coordinator: Katie Wylie

Counties Served: Bernalillo; Torrance

Number of children/families served: 779

Ind. #	Monitoring Priorities and Indicators	Performance		Target
		Alta Mira	Statewide	Statewide
1	Percent of infants/toddlers with IFSPs who receive the EI services in a timely manner.	91.7%	95.4%	100%
2	Percent of infants/toddlers with IFSPs who primarily receive EI services in the home or programs for typically developing children.	98.9%	99.28%	95.75%
3	Of those infants/toddlers who entered early intervention below age expectations in each of the following 3 outcomes, the % who substantially increased their rate of growth by the time they turned 3 years of age or exited the program. <ul style="list-style-type: none"> Positive social-emotional skills (including social relationships); Acquisition and use of knowledge and skills (including early language/communication); Use of appropriate behaviors to meet their needs. 	67.2%	69.3%	69.0%
	Percent of infants/toddlers who were functioning within age expectations in each of the following 3 outcomes by the time they turned 3 years of age or exited the program. <ul style="list-style-type: none"> Positive social-emotional skills (including social relationships); Acquisition and use of knowledge and skills (including early language/communication); Use of appropriate behaviors to meet their needs. 	72.7%	72.5%	72.5%
		71.5%	72.2%	72.6%
4	Percent of families participating in Part C who report that early intervention services have helped the family: <ul style="list-style-type: none"> Know their rights; Effectively communicate their children's needs; and Help their children develop and learn. 	59.3%	49.0%	63.5%
		58.0%	51.2%	62.5%
		56.8%	50.0%	62.0%
		98.3%	97.9%	95.0%
		100%	99.5%	95.0%
		98.3%	99.5%	97%

5	Percent of infants/toddlers birth to 1 with IFSPs	See County Info		2.60%
6	Percent of infants/toddlers birth to 3 with IFSPs:			5.00%
7	Percent of eligible infants/toddlers with IFSPs for whom an evaluation and assessment and an initial IFSP meeting were conducted within Part C's 45-day timeline.	94.0%	93.8%	100%
8	Percent of all children exiting Part C who received timely transition planning to support the child's transition to preschool and other appropriate community services by their third birthday including:			
	• IFSPs with transition steps and services	85.4%	93.8%	100%
	• Notification to LEA, if child potentially eligible for Part B:	100%	96.0%	100%
	• Transition conference if child potentially eligible for Part B.	85.4%	93.8%	100%

Amplified Therapy Inc.

Mailing Address:

**1609 N. Swan St
Silver City, NM 88061**

Phone:

575-535-2499

Fax:

575-489-6703

Executive Director:

Autumn Bruton

Early Childhood Coordinator:

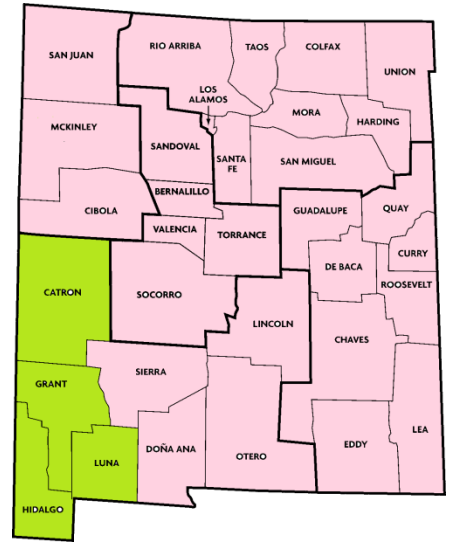
Shalako Bradberry

Counties Served:

**Catron, Grant,
Hidalgo, Luna**

Number of children/families served:

596



Ind. #	Monitoring Priorities and Indicators	Performance		Target
		Amplified Therapy	Statewide	Statewide
1	Percent of infants/toddlers with IFSPs who receive the EI services in a timely manner.	95.1%	95.4%	100%
2	Percent of infants/toddlers with IFSPs who primarily receive EI services in the home or programs for typically developing children.	100%	99.28%	95.75%
3	Of those infants/toddlers who entered early intervention below age expectations in each of the following 3 outcomes, the % who substantially increased their rate of growth by the time they turned 3 years of age or exited the program. <ul style="list-style-type: none"> Positive social-emotional skills (including social relationships); Acquisition and use of knowledge and skills (including early language/communication); Use of appropriate behaviors to meet their needs. 	80.9%	69.3%	69.0%
	<ul style="list-style-type: none"> Acquisition and use of knowledge and skills (including early language/communication); Use of appropriate behaviors to meet their needs. 	84.4%	72.5%	72.5%
3	Percent of infants/toddlers who were functioning within age expectations in each of the following 3 outcomes by the time they turned 3 years of age or exited the program. <ul style="list-style-type: none"> Positive social-emotional skills (including social relationships); Acquisition and use of knowledge and skills (including early language/communication); Use of appropriate behaviors to meet their needs. 	87.8%	72.2%	72.6%
	<ul style="list-style-type: none"> Positive social-emotional skills (including social relationships); Acquisition and use of knowledge and skills (including early language/communication); Use of appropriate behaviors to meet their needs. 	33.3%	49.0%	63.5%
4	Percent of families participating in Part C who report that early intervention services have helped the family: <ul style="list-style-type: none"> Know their rights; 	43.2%	51.2%	62.5%
	<ul style="list-style-type: none"> Know their rights; 	43.8%	50.0%	62.0%
4	Percent of families participating in Part C who report that early intervention services have helped the family: <ul style="list-style-type: none"> Know their rights; 	98.5%	97.9%	95.0%

	<ul style="list-style-type: none"> Effectively communicate their children's needs; and Help their children develop and learn. 	95.5%	99.5%	95.0%
		97.0%	99.5%	97%
5	Percent of infants/toddlers birth to 1 with IFSPs	See County Info		2.60%
6	Percent of infants/toddlers birth to 3 with IFSPs:			5.00%
7	Percent of eligible infants/toddlers with IFSPs for whom an evaluation and assessment and an initial IFSP meeting were conducted within Part C's 45-day timeline.	100%	93.8%	100%
8	Percent of all children exiting Part C who received timely transition planning to support the child's transition to preschool and other appropriate community services by their third birthday including:			
	<ul style="list-style-type: none"> IFSPs with transition steps and services 	96.6%	93.8%	100%
	<ul style="list-style-type: none"> Notification to LEA, if child potentially eligible for Part B: 	100%	96.0%	100%
	<ul style="list-style-type: none"> Transition conference if child potentially eligible for Part B. 	96.6%	93.8%	100%

Aprendamos Intervention Team

Mailing Address: 301 Perkins, Suite B
Las Cruces, NM 88005

Phone: (575) 526-6682

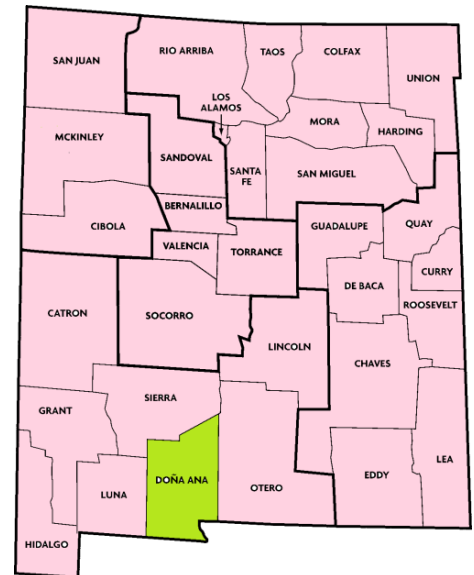
Fax: (575) 523-7254

Executive Director: Abel Covarrubias

Early Childhood Coordinator: Celina Waller

Counties Served: Doña Ana

Number of children/families served: 1977



Ind. #	Monitoring Priorities and Indicators	Performance		Target
		Aprendamos	Statewide	Statewide
1	Percent of infants/toddlers with IFSPs who receive the EI services in a timely manner.	99.6%	95.4%	100%
2	Percent of infants/toddlers with IFSPs who primarily receive EI services in the home or programs for typically developing children.	99.5%	99.28%	95.75%
3	Of those infants/toddlers who entered early intervention below age expectations in each of the following 3 outcomes, the % who substantially increased their rate of growth by the time they turned 3 years of age or exited the program. <ul style="list-style-type: none"> Positive social-emotional skills (including social relationships); 	77.1%	69.3%	69.0%

	<ul style="list-style-type: none"> Acquisition and use of knowledge and skills (including early language/ communication); 	81.4%	72.5%	72.5%
	<ul style="list-style-type: none"> Use of appropriate behaviors to meet their needs. 	78.0%	72.2%	72.6%
	Percent of infants/toddlers who were functioning within age expectations in each of the following 3 outcomes by the time they turned 3 years of age or exited the program.			
	<ul style="list-style-type: none"> Positive social-emotional skills (including social relationships); 	69.5%	49.0%	63.5%
	<ul style="list-style-type: none"> Acquisition and use of knowledge and skills (including early language/ communication); 	67.1%	51.2%	62.5%
	<ul style="list-style-type: none"> Use of appropriate behaviors to meet their needs. 	65.9%	50.0%	62.0%
4	Percent of families participating in Part C who report that early intervention services have helped the family: <ul style="list-style-type: none"> Know their rights; Effectively communicate their children's needs; and Help their children develop and learn. 	97.2%	97.9%	95.0%
		100%	99.5%	95.0%
		100%	99.5%	97%
5	Percent of infants/toddlers birth to 1 with IFSPs	See County Info		2.60%
6	Percent of infants/toddlers birth to 3 with IFSPs:			5.00%
7	Percent of eligible infants/toddlers with IFSPs for whom an evaluation and assessment and an initial IFSP meeting were conducted within Part C's 45-day timeline.	100%	93.8%	100%
8	Percent of all children exiting Part C who received timely transition planning to support the child's transition to preschool and other appropriate community services by their third birthday including: <ul style="list-style-type: none"> IFSPs with transition steps and services Notification to LEA, if child potentially eligible for Part B: Transition conference if child potentially eligible for Part B. 	98.1%	93.8%	100%
		100%	96.0%	100%
		98.1%	93.8%	100%

Bilingual Multicultural Services, Inc. (BMSI)

Mailing Address: 5200 Copper Ave. NE
Albuquerque, NM 87108

Phone: 505-266-5557

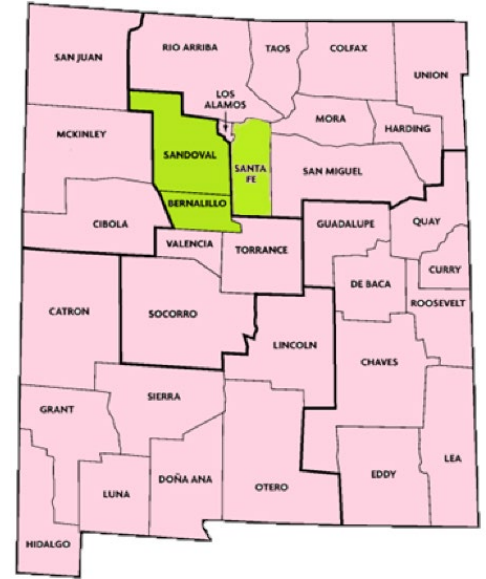
Fax: 505-266-5545

Executive Director: Rosario Roman

Early Childhood Coordinator: _____

Counties Served: Bernalillo, Sandoval,
Santa Fe

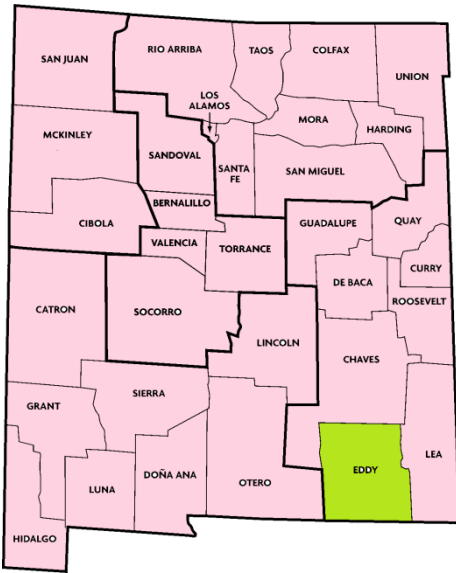
Number of children/families served: 483



Ind. #	Monitoring Priorities and Indicators	Performance		Target
		BMSI	Statewide	Statewide
1	Percent of infants/toddlers with IFSPs who receive the EI services in a timely manner.	80.9%	95.4%	100%
2	Percent of infants/toddlers with IFSPs who primarily receive EI services in the home or programs for typically developing children.	100%	99.28%	95.75%
3	Of those infants/toddlers who entered early intervention below age expectations in each of the following 3 outcomes, the % who substantially increased their rate of growth by the time they turned 3 years of age or exited the program. <ul style="list-style-type: none"> Positive social-emotional skills (including social relationships); Acquisition and use of knowledge and skills (including early language/communication); Use of appropriate behaviors to meet their needs. 	63.4%	69.3%	69.0%
	Percent of infants/toddlers who were functioning within age expectations in each of the following 3 outcomes by the time they turned 3 years of age or exited the program. <ul style="list-style-type: none"> Positive social-emotional skills (including social relationships); Acquisition and use of knowledge and skills (including early language/communication); Use of appropriate behaviors to meet their needs. 	43.5%	49.0%	63.5%
4	Percent of families participating in Part C who report that early intervention services have helped the family: <ul style="list-style-type: none"> Know their rights; 	100%	97.9%	95.0%

	<ul style="list-style-type: none"> Effectively communicate their children's needs; and Help their children develop and learn. 	100%	99.5%	95.0%
		100%	99.5%	97%
5	Percent of infants/toddlers birth to 1 with IFSPs	See County Info		2.60%
6	Percent of infants/toddlers birth to 3 with IFSPs:			5.00%
7	Percent of eligible infants/toddlers with IFSPs for whom an evaluation and assessment and an initial IFSP meeting were conducted within Part C's 45-day timeline.	77.3%	93.8%	100%
8	Percent of all children exiting Part C who received timely transition planning to support the child's transition to preschool and other appropriate community services by their third birthday including:			
	<ul style="list-style-type: none"> IFSPs with transition steps and services 	70.3%	93.8%	100%
	<ul style="list-style-type: none"> Notification to LEA, if child potentially eligible for Part B: 	80.0%	96.0%	100%
	<ul style="list-style-type: none"> Transition conference if child potentially eligible for Part B. 	70.3%	93.8%	100%

CARC, Inc.



Mailing Address:

611 N. Canal St.
Carlsbad, NM 88220

Phone:

(575) 887-2272

Fax:

(575) 234-2645

Executive Director:

Mark Schinnerer

Early Childhood Coordinator:

Kathy Hughes

Counties Served:

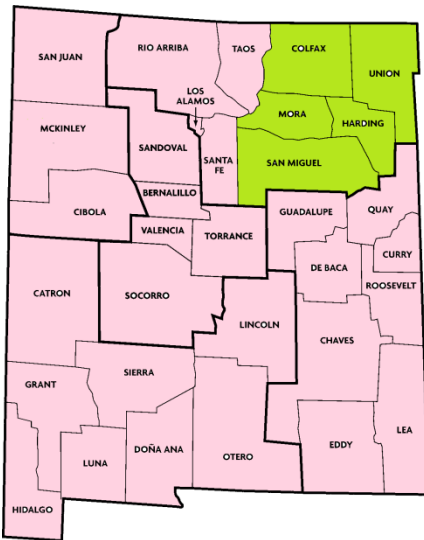
Eddy

Number of children/families served:

411

Ind. #	Monitoring Priorities and Indicators	Performance		Target
		CARC, Inc	Statewide	Statewide
1	Percent of infants/toddlers with IFSPs who receive the EI services in a timely manner.	95.9%	95.4%	100%
2	Percent of infants/toddlers with IFSPs who primarily receive EI services in the home or programs for typically developing children.	100%	99.28%	95.75%
3	Of those infants/toddlers who entered early intervention below age expectations in each of the following 3 outcomes, the % who substantially increased their rate of growth by the time they turned 3 years of age or exited the program. <ul style="list-style-type: none"> Positive social-emotional skills (including social relationships); Acquisition and use of knowledge and skills (including early language/communication); Use of appropriate behaviors to meet their needs. 	85.7%	69.3%	69.0%
	Percent of infants/toddlers who were functioning within age expectations in each of the following 3 outcomes by the time they turned 3 years of age or exited the program. <ul style="list-style-type: none"> Positive social-emotional skills (including social relationships); Acquisition and use of knowledge and skills (including early language/communication); Use of appropriate behaviors to meet their needs. 	87.6%	72.5%	72.5%
		86.3%	72.2%	72.6%
4	Percent of families participating in Part C who report that early intervention services have helped the family: <ul style="list-style-type: none"> Know their rights; Effectively communicate their children's needs; and Help their children develop and learn. 	42.6%	49.0%	63.5%
		49.1%	51.2%	62.5%
		46.3%	50.0%	62.0%
		100%	97.9%	95.0%
		100%	99.5%	95.0%
		100%	99.5%	97%

5	Percent of infants/toddlers birth to 1 with IFSPs	See County Info		2.60%
6	Percent of infants/toddlers birth to 3 with IFSPs:			5.00%
7	Percent of eligible infants/toddlers with IFSPs for whom an evaluation and assessment and an initial IFSP meeting were conducted within Part C's 45-day timeline.	79.8%	93.8%	100%
8	Percent of all children exiting Part C who received timely transition planning to support the child's transition to preschool and other appropriate community services by their third birthday including:			
	<ul style="list-style-type: none"> IFSPs with transition steps and services 	92.0%	93.8%	100%
	<ul style="list-style-type: none"> Notification to LEA, if child potentially eligible for Part B: 	100%	96.0%	100%
	<ul style="list-style-type: none"> Transition conference if child potentially eligible for Part B. 	92.0%	93.8%	100%



Citizens for the Developmentally Disabled (CDD)
 “The Children’s Workshop”

Mailing Address:

PO Box 1589
 Raton, NM 87740

Phone:

575-445-3520 ext 203

Fax:

575-445-8254

Executive Director:

Bobby LeDoux

Early Childhood Coordinator:

Patricia Zamora-Pompeo

Counties Served:

Colfax; Harding; Mora;
 San Miguel; Union

Number of children/families served:

222

Ind. #	Monitoring Priorities and Indicators	Performance		Target
		CDD	Statewide	Statewide
1	Percent of infants/toddlers with IFSPs who receive the EI services in a timely manner.	100%	95.4%	100%
2	Percent of infants/toddlers with IFSPs who primarily receive EI services in the home or programs for typically developing children.	100%	99.28%	95.75%
3	Of those infants/toddlers who entered early intervention below age expectations in each of the following 3 outcomes, the % who substantially increased their rate of growth by the time they turned 3 years of age or exited the program. <ul style="list-style-type: none"> Positive social-emotional skills (including social relationships); Acquisition and use of knowledge and skills (including early language/communication); Use of appropriate behaviors to meet their needs. 	86.8%	69.3%	69.0%
	Percent of infants/toddlers who were functioning within age expectations in each of the following 3 outcomes by the time they turned 3 years of age or exited the program. <ul style="list-style-type: none"> Positive social-emotional skills (including social relationships); Acquisition and use of knowledge and skills (including early language/communication); Use of appropriate behaviors to meet their needs. 	65.5%	49.0%	63.5%
4	Percent of families participating in Part C who report that early intervention services have helped the family: <ul style="list-style-type: none"> Know their rights; 	100%	97.9%	95.0%

	<ul style="list-style-type: none"> Effectively communicate their children's needs; and Help their children develop and learn. 	100%	99.5%	95.0%
		100%	99.5%	97%
5	Percent of infants/toddlers birth to 1 with IFSPs	See County Info		2.60%
6	Percent of infants/toddlers birth to 3 with IFSPs:			5.00%
7	Percent of eligible infants/toddlers with IFSPs for whom an evaluation and assessment and an initial IFSP meeting were conducted within Part C's 45-day timeline.	100%	93.8%	100%
8	Percent of all children exiting Part C who received timely transition planning to support the child's transition to preschool and other appropriate community services by their third birthday including:			
	<ul style="list-style-type: none"> IFSPs with transition steps and services 	100%	93.8%	100%
	<ul style="list-style-type: none"> Notification to LEA, if child potentially eligible for Part B: 	100%	96.0%	100%
	<ul style="list-style-type: none"> Transition conference if child potentially eligible for Part B. 	100%	93.8%	100%

Dungarvin, Inc.

Mailing Address:

503 S. William, Bldg. 16
Gallup, NM 87301

Phone:

505-722-4383

Fax:

505-722-2191

Executive Director:

Bernadine Leekela

Early Childhood Coordinator:

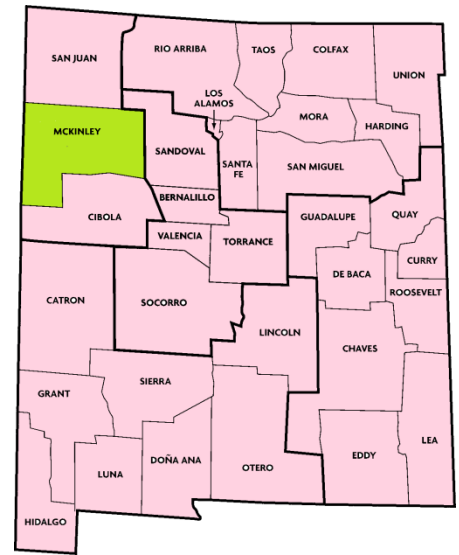
Leandra Begay

Counties Served:

McKinley

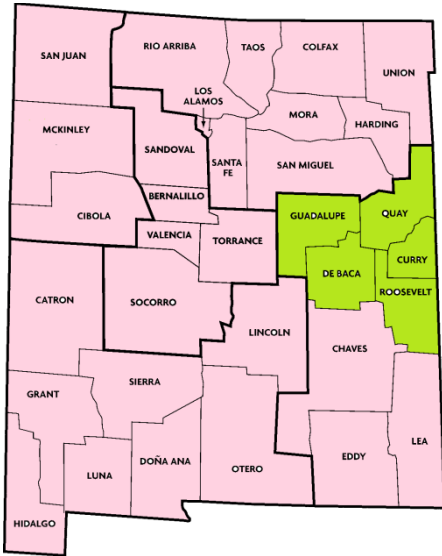
Number of children/families served:

105



Ind. #	Monitoring Priorities and Indicators	Performance		Target
		Dungarvin	Statewide	Statewide
1	Percent of infants/toddlers with IFSPs who receive the EI services in a timely manner.	92.2%	95.4%	100%
2	Percent of infants/toddlers with IFSPs who primarily receive EI services in the home or programs for typically developing children.	100%	99.28%	95.75%
3	Of those infants/toddlers who entered early intervention below age expectations in each of the following 3 outcomes, the % who substantially increased their rate of growth by the time they turned 3 years of age or exited the program.			
	• Positive social-emotional skills (including social relationships);	85.7%	69.3%	69.0%
	• Acquisition and use of knowledge and skills (including early language/communication);	100%	72.5%	72.5%
	• Use of appropriate behaviors to meet their needs.	100%	72.2%	72.6%
	Percent of infants/toddlers who were functioning within age expectations in each of the following 3 outcomes by the time they turned 3 years of age or exited the program.			
	• Positive social-emotional skills (including social relationships);	77.8%	49.0%	63.5%
	• Acquisition and use of knowledge and skills (including early language/communication);	77.8%	51.2%	62.5%
	• Use of appropriate behaviors to meet their needs.	77.8%	50.0%	62.0%
4	Percent of families participating in Part C who report that early intervention services have helped the family:			
	• Know their rights;	100%	97.9%	95.0%
	• Effectively communicate their children's needs; and	100%	99.5%	95.0%
	• Help their children develop and learn.	100%	99.5%	97%

5	Percent of infants/toddlers birth to 1 with IFSPs	See County Info		2.60%
6	Percent of infants/toddlers birth to 3 with IFSPs:			5.00%
7	Percent of eligible infants/toddlers with IFSPs for whom an evaluation and assessment and an initial IFSP meeting were conducted within Part C's 45-day timeline.	72.4%	93.8%	100%
8	Percent of all children exiting Part C who received timely transition planning to support the child's transition to preschool and other appropriate community services by their third birthday including:			
	• IFSPs with transition steps and services	95.0%	93.8%	100%
	• Notification to LEA, if child potentially eligible for Part B:	90.0%	96.0%	100%
	• Transition conference if child potentially eligible for Part B.	95.0%	93.8%	100%



ENMRSH, Inc.

Mailing Address:

2700 E. 7th St.
Clovis, NM 88101

Phone:

575-742-9033

Fax:

575-763-4158

Executive Director:

Damien Housek

Early Childhood Coordinator:

Lula Brown

Counties Served:

Curry; De Baca;
Guadalupe; Quay;
Roosevelt

Number of children/families served:

751

Ind. #	Monitoring Priorities and Indicators	Performance		Target
		ENMRSH	Statewide	Statewide
1	Percent of infants/toddlers with IFSPs who receive the EI services in a timely manner.	98.6%	95.4%	100%
2	Percent of infants/toddlers with IFSPs who primarily receive EI services in the home or programs for typically developing children.	100%	99.28%	95.75%
3	Of those infants/toddlers who entered early intervention below age expectations in each of the following 3 outcomes, the % who substantially increased their rate of growth by the time they turned 3 years of age or exited the program. <ul style="list-style-type: none"> Positive social-emotional skills (including social relationships); Acquisition and use of knowledge and skills (including early language/communication); Use of appropriate behaviors to meet their needs. 	84.8%	69.3%	69.0%
	Percent of infants/toddlers who were functioning within age expectations in each of the following 3 outcomes by the time they turned 3 years of age or exited the program. <ul style="list-style-type: none"> Positive social-emotional skills (including social relationships); Acquisition and use of knowledge and skills (including early language/communication); Use of appropriate behaviors to meet their needs. 	66.7%	49.0%	63.5%
4	Percent of families participating in Part C who report that early intervention services have helped the family: <ul style="list-style-type: none"> Know their rights; Effectively communicate their children's needs; and 	98.2%	97.9%	95.0%
		100%	99.5%	95.0%

	<ul style="list-style-type: none"> Help their children develop and learn. 	100%	99.5%	97%
5	Percent of infants/toddlers birth to 1 with IFSPs	See County Info		2.60%
6	Percent of infants/toddlers birth to 3 with IFSPs:			5.00%
7	Percent of eligible infants/toddlers with IFSPs for whom an evaluation and assessment and an initial IFSP meeting were conducted within Part C's 45-day timeline.	98.0%	93.8%	100%
8	Percent of all children exiting Part C who received timely transition planning to support the child's transition to preschool and other appropriate community services by their third birthday including:			
	<ul style="list-style-type: none"> IFSPs with transition steps and services 	99.2%	93.8%	100%
	<ul style="list-style-type: none"> Notification to LEA, if child potentially eligible for Part B: 	100%	96.0%	100%
	<ul style="list-style-type: none"> Transition conference if child potentially eligible for Part B. 	99.2%	93.8%	100%

EnSuenos Y Los Angelitos

Mailing Address:

**1030 Salazar Road
Taos, NM 87571**

Phone:

575-758-4274

Fax:

575-758-1680

Executive Director:

Claudine Valero-Salazar

Early Childhood Coordinator:

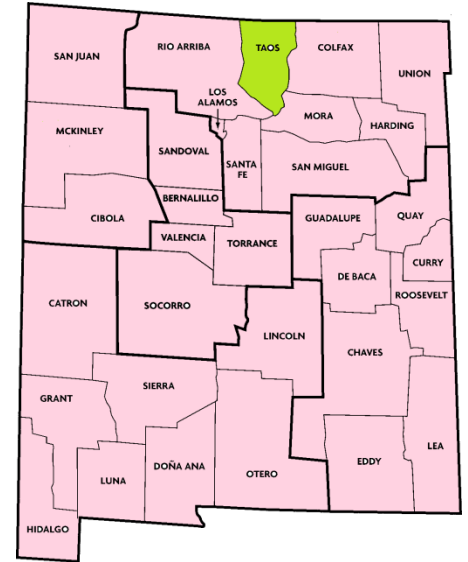
Amber Ohlinger

Counties Served:

Taos

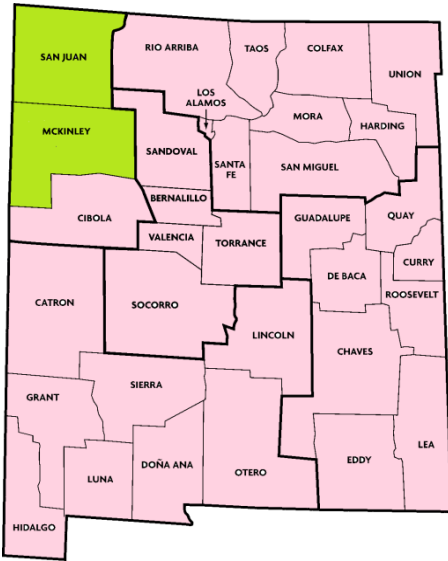
Number of children/families served:

140



		EnSuenos Y Los Angelitos	Statewide	Statewide
1	Percent of infants/toddlers with IFSPs who receive the EI services in a timely manner.	100%	95.4%	100%
2	Percent of infants/toddlers with IFSPs who primarily receive EI services in the home or programs for typically developing children.	94.9%	99.28%	95.75%
3	Of those infants/toddlers who entered early intervention below age expectations in each of the following 3 outcomes, the % who substantially increased their rate of growth by the time they turned 3 years of age or exited the program.			
	• Positive social-emotional skills (including social relationships);	33.3%	69.3%	69.0%
	• Acquisition and use of knowledge and skills (including early language/communication);	33.3%	72.5%	72.5%
	• Use of appropriate behaviors to meet their needs.	50.0%	72.2%	72.6%
	Percent of infants/toddlers who were functioning within age expectations in each of the following 3 outcomes by the time they turned 3 years of age or exited the program.			
	• Positive social-emotional skills (including social relationships);	0.0%	49.0%	63.5%
	• Acquisition and use of knowledge and skills (including early language/communication);	33.3%	51.2%	62.5%
	• Use of appropriate behaviors to meet their needs.	33.3%	50.0%	62.0%
4	Percent of families participating in Part C who report that early intervention services have helped the family:			
	• Know their rights;	90.0%	97.9%	95.0%
	• Effectively communicate their children's needs; and	100%	99.5%	95.0%

	<ul style="list-style-type: none"> Help their children develop and learn. 	100%	99.5%	97%
5	Percent of infants/toddlers birth to 1 with IFSPs	See County Info		2.60%
6	Percent of infants/toddlers birth to 3 with IFSPs:			5.00%
7	Percent of eligible infants/toddlers with IFSPs for whom an evaluation and assessment and an initial IFSP meeting were conducted within Part C's 45-day timeline.	97.9%	93.8%	100%
8	Percent of all children exiting Part C who received timely transition planning to support the child's transition to preschool and other appropriate community services by their third birthday including:			
	<ul style="list-style-type: none"> IFSPs with transition steps and services 	94.4%	93.8%	100%
	<ul style="list-style-type: none"> Notification to LEA, if child potentially eligible for Part B: 	100%	96.0%	100%
	<ul style="list-style-type: none"> Transition conference if child potentially eligible for Part B. 	94.4%	93.8%	100%



Mailing Address:

2907 East Aztec
Gallup, NM 87301

Phone:

(505) 368-1512

Fax:

(505) 368-6068

Executive Director:

Paula Seanez

Early Childhood Coordinator:

Colleen Roan

Counties Served:

McKinley; San Juan, Cibola,
Sandoval

Number of children/families served:

141

Ind. #	Monitoring Priorities and Indicators	Performance		Target
		Growing in Beauty	Statewide	Statewide
1	Percent of infants/toddlers with IFSPs who receive the EI services in a timely manner.	96.4%	95.4%	100%
2	Percent of infants/toddlers with IFSPs who primarily receive EI services in the home or programs for typically developing children.	100%	99.28%	95.75%
3	Of those infants/toddlers who entered early intervention below age expectations in each of the following 3 outcomes, the % who substantially increased their rate of growth by the time they turned 3 years of age or exited the program. <ul style="list-style-type: none"> Positive social-emotional skills (including social relationships); Acquisition and use of knowledge and skills (including early language/communication); Use of appropriate behaviors to meet their needs. 	69.6%	69.3%	69.0%
	Percent of infants/toddlers who were functioning within age expectations in each of the following 3 outcomes by the time they turned 3 years of age or exited the program. <ul style="list-style-type: none"> Positive social-emotional skills (including social relationships); Acquisition and use of knowledge and skills (including early language/communication); Use of appropriate behaviors to meet their needs. 	90.9%	72.5%	72.5%
		82.8%	72.2%	72.6%
4	Percent of families participating in Part C who report that early intervention services have helped the family: <ul style="list-style-type: none"> Know their rights; Effectively communicate their children's needs; and 	63.6%	49.0%	63.5%
		63.6%	51.2%	62.5%
		48.5%	50.0%	62.0%
		100%	97.9%	95.0%
		100%	99.5%	95.0%

	<ul style="list-style-type: none"> Help their children develop and learn. 	100%	99.5%	97%
5	Percent of infants/toddlers birth to 1 with IFSPs	See County Info		2.60%
6	Percent of infants/toddlers birth to 3 with IFSPs:			5.00%
7	Percent of eligible infants/toddlers with IFSPs for whom an evaluation and assessment and an initial IFSP meeting were conducted within Part C's 45-day timeline.	86.7%	93.8%	100%
8	Percent of all children exiting Part C who received timely transition planning to support the child's transition to preschool and other appropriate community services by their third birthday including:			
	<ul style="list-style-type: none"> IFSPs with transition steps and services 	100%	93.8%	100%
	<ul style="list-style-type: none"> Notification to LEA, if child potentially eligible for Part B: 	100%	96.0%	100%
	<ul style="list-style-type: none"> Transition conference if child potentially eligible for Part B. 	100%	93.8%	100%

Inspirations

Mailing Address:

8650 Alameda Blvd NE
Albuquerque, NM 87122

Phone:

505-821-9930

Fax:

505-888-8821

Executive Director:

Karen Lucero

Early Childhood Coordinator:

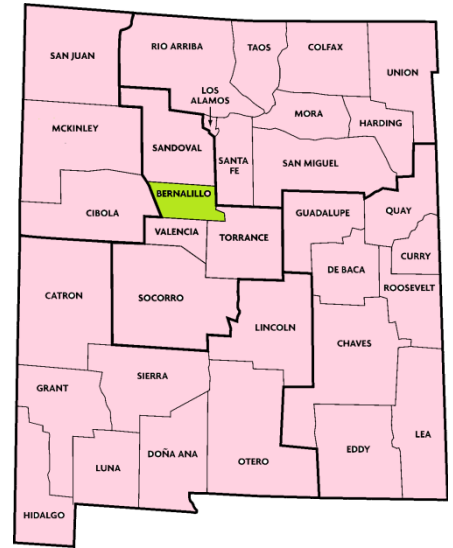
Karen Lucero

Counties Served:

Bernalillo

Number of children/families served:

1429



Ind. #	Monitoring Priorities and Indicators	Performance		Target
		Inspirations	Statewide	Statewide
1	Percent of infants/toddlers with IFSPs who receive the EI services in a timely manner.	94.5%	95.4%	100%
2	Percent of infants/toddlers with IFSPs who primarily receive EI services in the home or programs for typically developing children.	99.5%	99.28%	95.75%
3	Of those infants/toddlers who entered early intervention below age expectations in each of the following 3 outcomes, the % who substantially increased their rate of growth by the time they turned 3 years of age or exited the program. <ul style="list-style-type: none"> Positive social-emotional skills (including social relationships); Acquisition and use of knowledge and skills (including early language/communication); Use of appropriate behaviors to meet their needs. 	80.4%	69.3%	69.0%
	<ul style="list-style-type: none"> Acquisition and use of knowledge and skills (including early language/communication); Use of appropriate behaviors to meet their needs. 	76.1%	72.5%	72.5%
3	Percent of infants/toddlers who were functioning within age expectations in each of the following 3 outcomes by the time they turned 3 years of age or exited the program. <ul style="list-style-type: none"> Positive social-emotional skills (including social relationships); Acquisition and use of knowledge and skills (including early language/communication); Use of appropriate behaviors to meet their needs. 	77.9%	72.2%	72.6%
	<ul style="list-style-type: none"> Positive social-emotional skills (including social relationships); Acquisition and use of knowledge and skills (including early language/communication); Use of appropriate behaviors to meet their needs. 	60.7%	49.0%	63.5%
4	Percent of families participating in Part C who report that early intervention services have helped the family: <ul style="list-style-type: none"> Know their rights; Effectively communicate their children's needs; and 	56.0%	51.2%	62.5%
	<ul style="list-style-type: none"> Know their rights; Effectively communicate their children's needs; and 	95.6%	97.9%	95.0%
4	<ul style="list-style-type: none"> Know their rights; Effectively communicate their children's needs; and 	100%	99.5%	95.0%

	<ul style="list-style-type: none"> Help their children develop and learn. 	100%	99.5%	97%
5	Percent of infants/toddlers birth to 1 with IFSPs	See County Info		2.60%
6	Percent of infants/toddlers birth to 3 with IFSPs:			5.00%
7	Percent of eligible infants/toddlers with IFSPs for whom an evaluation and assessment and an initial IFSP meeting were conducted within Part C's 45-day timeline.	97.6%	93.8%	100%
8	Percent of all children exiting Part C who received timely transition planning to support the child's transition to preschool and other appropriate community services by their third birthday including:			
	<ul style="list-style-type: none"> IFSPs with transition steps and services 	99.1%	93.8%	100%
	<ul style="list-style-type: none"> Notification to LEA, if child potentially eligible for Part B: 	95.2%	96.0%	100%
	<ul style="list-style-type: none"> Transition conference if child potentially eligible for Part B. 	99.1%	93.8%	100%

Las Cumbres Community Services, Inc.

Mailing Address: 404 HunterSt.
Espanola, NM 87532

Phone: 505-753-4123

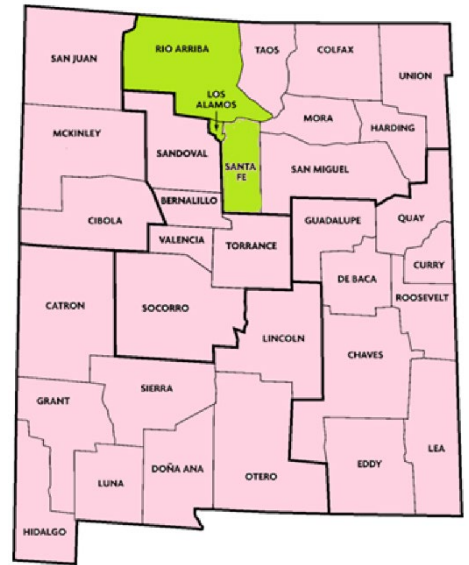
Fax: 505-753-6947

Executive Director: Anne Davidson-Martinez

Early Childhood Coordinator: Anne Davidson-Martinez

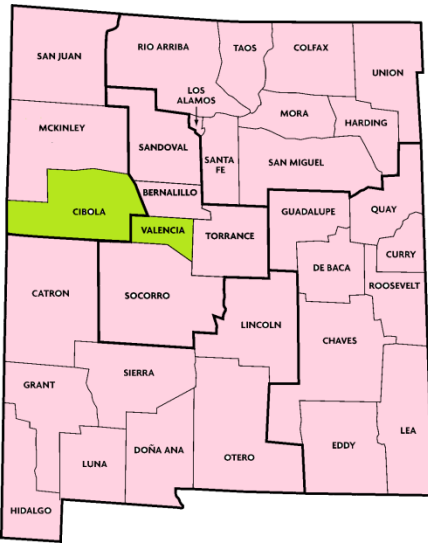
Counties Served: Los Alamos; Rio Arriba, Santa Fe

Number of children/families served: 659



Ind. #	Monitoring Priorities and Indicators	Performance		Target
		Las Cumbres	Statewide	Statewide
1	Percent of infants/toddlers with IFSPs who receive the EI services in a timely manner.	92.2%	95.4%	100%
2	Percent of infants/toddlers with IFSPs who primarily receive EI services in the home or programs for typically developing children.	99.2%	99.28%	95.75%
3	Of those infants/toddlers who entered early intervention below age expectations in each of the following 3 outcomes, the % who substantially increased their rate of growth by the time they turned 3 years of age or exited the program.			
	• Positive social-emotional skills (including social relationships);	55.3%	69.3%	69.0%
	• Acquisition and use of knowledge and skills (including early language/communication);	61.8%	72.5%	72.5%
	• Use of appropriate behaviors to meet their needs.	43.2%	72.2%	72.6%
	Percent of infants/toddlers who were functioning within age expectations in each of the following 3 outcomes by the time they turned 3 years of age or exited the program.			
	• Positive social-emotional skills (including social relationships);	32.5%	49.0%	63.5%
	• Acquisition and use of knowledge and skills (including early language/communication);	47.5%	51.2%	62.5%
	• Use of appropriate behaviors to meet their needs.	30.0%	50.0%	62.0%
4	Percent of families participating in Part C who report that early intervention services have helped the family:			

	<ul style="list-style-type: none"> • Know their rights; • Effectively communicate their children's needs; and • Help their children develop and learn. 	92.9%	97.9%	95.0%
		100%	99.5%	95.0%
		100%	99.5%	97%
5	Percent of infants/toddlers birth to 1 with IFSPs	See County Info		2.60%
6	Percent of infants/toddlers birth to 3 with IFSPs:			5.00%
7	Percent of eligible infants/toddlers with IFSPs for whom an evaluation and assessment and an initial IFSP meeting were conducted within Part C's 45-day timeline.	82.9%	93.8%	100%
8	Percent of all children exiting Part C who received timely transition planning to support the child's transition to preschool and other appropriate community services by their third birthday including:			
	<ul style="list-style-type: none"> • IFSPs with transition steps and services 	62.1%	93.8%	100%
	<ul style="list-style-type: none"> • Notification to LEA, if child potentially eligible for Part B: 	90.0%	96.0%	100%
	<ul style="list-style-type: none"> • Transition conference if child potentially eligible for Part B. 	62.1%	93.8%	100%



La Vida Felicidad, Inc.

Mailing Address:

P.O. Box 2040
Los Lunas, NM 87031

Phone:

505-865-4651

Fax:

505-865-5138

Executive Director:

Adria Duran

Early Childhood Coordinator:

Lucietta Begay

Counties Served:

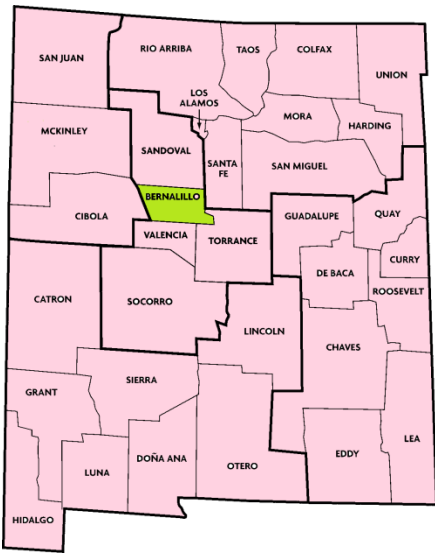
Cibola; Valencia

Number of children/families served:

335

Ind. #	Monitoring Priorities and Indicators	Performance		Target
		La Vida	Statewide	Statewide
1	Percent of infants/toddlers with IFSPs who receive the EI services in a timely manner.	97.5%	95.4%	100%
2	Percent of infants/toddlers with IFSPs who primarily receive EI services in the home or programs for typically developing children.	100%	99.28%	95.75%
3	Of those infants/toddlers who entered early intervention below age expectations in each of the following 3 outcomes, the % who substantially increased their rate of growth by the time they turned 3 years of age or exited the program. <ul style="list-style-type: none"> Positive social-emotional skills (including social relationships); Acquisition and use of knowledge and skills (including early language/communication); Use of appropriate behaviors to meet their needs. 	66.7%	69.3%	69.0%
	Percent of infants/toddlers who were functioning within age expectations in each of the following 3 outcomes by the time they turned 3 years of age or exited the program. <ul style="list-style-type: none"> Positive social-emotional skills (including social relationships); Acquisition and use of knowledge and skills (including early language/communication); Use of appropriate behaviors to meet their needs. 	72.7%	72.5%	72.5%
		68.4%	72.2%	72.6%
4	Percent of families participating in Part C who report that early intervention services have helped the family: <ul style="list-style-type: none"> Know their rights; Effectively communicate their children's needs; and Help their children develop and learn. 	57.3%	49.0%	63.5%
		57.3%	51.2%	62.5%
		59.6%	50.0%	62.0%
		100%	97.9%	95.0%
		100%	99.5%	95.0%
		100%	99.5%	97%

5	Percent of infants/toddlers birth to 1 with IFSPs	See County Info		2.60%
6	Percent of infants/toddlers birth to 3 with IFSPs:			5.00%
7	Percent of eligible infants/toddlers with IFSPs for whom an evaluation and assessment and an initial IFSP meeting were conducted within Part C's 45-day timeline.	97.7%	93.8%	100%
8	Percent of all children exiting Part C who received timely transition planning to support the child's transition to preschool and other appropriate community services by their third birthday including:			
	• IFSPs with transition steps and services	87.0%	93.8%	100%
	• Notification to LEA, if child potentially eligible for Part B:	100%	96.0%	100%
	• Transition conference if child potentially eligible for Part B.	87.0%	93.8%	100%



LifeRoots

Mailing Address:

1111 Menaul Blvd. NE
Albuquerque, NM 87107

Phone:

505-255-5501

Fax:

505-341-9448

Executive Director:

Matthew Molina

Early Childhood Coordinator:

Dr. Dawnita Blackmon-Mosely

Counties Served:

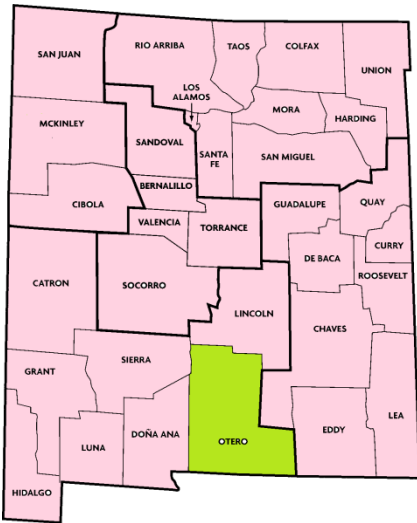
Bernalillo

Number of children/families served:

343

Ind. #	Monitoring Priorities and Indicators	Performance		Target
		LifeRoots	Statewide	Statewide
1	Percent of infants/toddlers with IFSPs who receive the EI services in a timely manner.	75.8%	95.4%	100%
2	Percent of infants/toddlers with IFSPs who primarily receive EI services in the home or programs for typically developing children.	87.7%	99.28%	95.75%
3	Of those infants/toddlers who entered early intervention below age expectations in each of the following 3 outcomes, the % who substantially increased their rate of growth by the time they turned 3 years of age or exited the program. <ul style="list-style-type: none"> Positive social-emotional skills (including social relationships); Acquisition and use of knowledge and skills (including early language/communication); Use of appropriate behaviors to meet their needs. 	68.3%	69.3%	69.0%
	Percent of infants/toddlers who were functioning within age expectations in each of the following 3 outcomes by the time they turned 3 years of age or exited the program. <ul style="list-style-type: none"> Positive social-emotional skills (including social relationships); Acquisition and use of knowledge and skills (including early language/communication); Use of appropriate behaviors to meet their needs. 	73.3%	49.0%	63.5%
		67.2%	72.5%	72.5%
		74.2%	72.2%	72.6%
		70.3%	51.2%	62.5%
		76.2%	50.0%	62.0%
4	Percent of families participating in Part C who report that early intervention services have helped the family: <ul style="list-style-type: none"> Know their rights; 	100%	97.9%	95.0%

	<ul style="list-style-type: none"> Effectively communicate their children's needs; and Help their children develop and learn. 	100%	99.5%	95.0%
		100%	99.5%	97%
5	Percent of infants/toddlers birth to 1 with IFSPs	See County Info		2.60%
6	Percent of infants/toddlers birth to 3 with IFSPs:			5.00%
7	Percent of eligible infants/toddlers with IFSPs for whom an evaluation and assessment and an initial IFSP meeting were conducted within Part C's 45-day timeline.	83.1%	93.8%	100%
8	Percent of all children exiting Part C who received timely transition planning to support the child's transition to preschool and other appropriate community services by their third birthday including:			
	<ul style="list-style-type: none"> IFSPs with transition steps and services 	79.6%	93.8%	100%
	<ul style="list-style-type: none"> Notification to LEA, if child potentially eligible for Part B: 	90.0%	96.0%	100%
	<ul style="list-style-type: none"> Transition conference if child potentially eligible for Part B. 	79.6%	93.8%	100%



Mescalero Apache Early Childhood Program

Mailing Address:

241 School Circle
Mescalero, NM 88340

Phone:

575-464-9328

Fax:

575-464-3420

Executive Director:

Autumn Enjady

Early Childhood Coordinator:

Autumn Enjady

Counties Served:

Otero

Number of children/families served:

32

Ind. #	Monitoring Priorities and Indicators	Performance		Target
		Mescalero	Statewide	Statewide
1	Percent of infants/toddlers with IFSPs who receive the EI services in a timely manner.	100%	95.4%	100%
2	Percent of infants/toddlers with IFSPs who primarily receive EI services in the home or programs for typically developing children.	100%	99.28%	95.75%
3	Of those infants/toddlers who entered early intervention below age expectations in each of the following 3 outcomes, the % who substantially increased their rate of growth by the time they turned 3 years of age or exited the program.			
	• Positive social-emotional skills (including social relationships);	50.0%	69.3%	69.0%
	• Acquisition and use of knowledge and skills (including early language/ communication);	66.7%	72.5%	72.5%
	• Use of appropriate behaviors to meet their needs.	100%	72.2%	72.6%
3	Percent of infants/toddlers who were functioning within age expectations in each of the following 3 outcomes by the time they turned 3 years of age or exited the program.			
	• Positive social-emotional skills (including social relationships);	33.3%	49.0%	63.5%
	• Acquisition and use of knowledge and skills (including early language/ communication);	33.3%	51.2%	62.5%
	• Use of appropriate behaviors to meet their needs.	33.3%	50.0%	62.0%
4	Percent of families participating in Part C who report that early intervention services have helped the family:			
	• Know their rights;	N/A	97.9%	95.0%
	• Effectively communicate their children's needs; and	N/A	99.5%	95.0%
	• Help their children develop and learn.	N/A	99.5%	97%

5	Percent of infants/toddlers birth to 1 with IFSPs	See County Info		2.60%
6	Percent of infants/toddlers birth to 3 with IFSPs:			5.00%
7	Percent of eligible infants/toddlers with IFSPs for whom an evaluation and assessment and an initial IFSP meeting were conducted within Part C's 45-day timeline.	100%	93.8%	100%
8	Percent of all children exiting Part C who received timely transition planning to support the child's transition to preschool and other appropriate community services by their third birthday including:			
	<ul style="list-style-type: none"> IFSPs with transition steps and services 	85.7%	93.8%	100%
	<ul style="list-style-type: none"> Notification to LEA, if child potentially eligible for Part B: 	71.4%	96.0%	100%
	<ul style="list-style-type: none"> Transition conference if child potentially eligible for Part B. 	85.7%	93.8%	100%

Multicultural Evaluation & Consultation Associates (MECA)

Mailing Address:

*1350 Hillrise Circle
Las Cruces, NM 88011*

Phone:

575-526-1161

Fax:

575-523-1108

Executive Director:

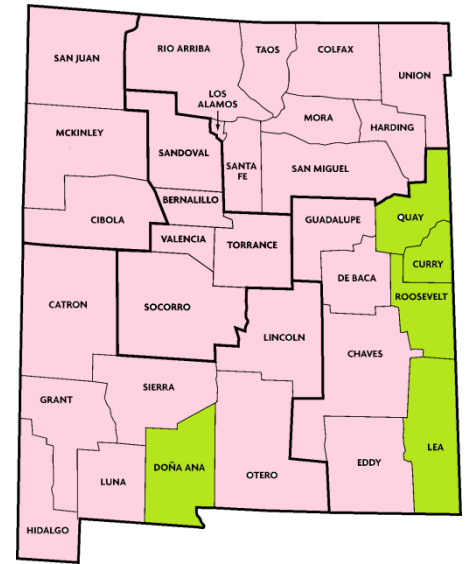
Roberta Martinez-Flores

*Cassandra Varela (Las Cruces),
Alisia Johnson (Clovis),*

Early Childhood Coordinator:

Libbie Plant (Hobbs)

Pat Frosch (Roswell)



Counties Served:

*Curry; Doña Ana; Lea; Quay;
Roosevelt*

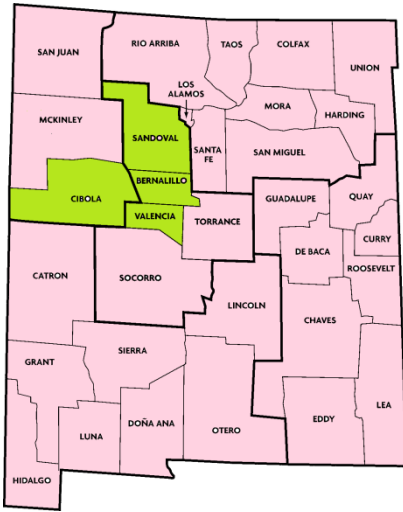
Number of children/families served:

2278

Ind. #	Monitoring Priorities and Indicators	Performance		Target
		MECA	Statewide	Statewide
1	Percent of infants/toddlers with IFSPs who receive the EI services in a timely manner.	93.0%	95.4%	100%
2	Percent of infants/toddlers with IFSPs who primarily receive EI services in the home or programs for typically developing children.	99.8%	99.28%	95.75%
3	Of those infants/toddlers who entered early intervention below age expectations in each of the following 3 outcomes, the % who substantially increased their rate of growth by the time they turned 3 years of age or exited the program.			
	• Positive social-emotional skills (including social relationships);	77.9%	69.3%	69.0%
	• Acquisition and use of knowledge and skills (including early language/communication);	82.5%	72.5%	72.5%
	• Use of appropriate behaviors to meet their needs.	82.1%	72.2%	72.6%
3	Percent of infants/toddlers who were functioning within age expectations in each of the following 3 outcomes by the time they turned 3 years of age or exited the program.			
	• Positive social-emotional skills (including social relationships);	48.7%	49.0%	63.5%
	• Acquisition and use of knowledge and skills (including early language/communication);	57.9%	51.2%	62.5%
	• Use of appropriate behaviors to meet their needs.	54.5%	50.0%	62.0%
4	Percent of families participating in Part C who report that early intervention services have helped the family:			

	<ul style="list-style-type: none"> • Know their rights; • Effectively communicate their children's needs; and • Help their children develop and learn. 	97.5%	97.9%	95.0%
		98.7%	99.5%	95.0%
		98.7%	99.5%	97%
5	Percent of infants/toddlers birth to 1 with IFSPs	See County Info		2.60%
6	Percent of infants/toddlers birth to 3 with IFSPs:			5.00%
7	Percent of eligible infants/toddlers with IFSPs for whom an evaluation and assessment and an initial IFSP meeting were conducted within Part C's 45-day timeline.	89.1%	93.8%	100%
8	Percent of all children exiting Part C who received timely transition planning to support the child's transition to preschool and other appropriate community services by their third birthday including:			
	<ul style="list-style-type: none"> • IFSPs with transition steps and services 	95.2%	93.8%	100%
	<ul style="list-style-type: none"> • Notification to LEA, if child potentially eligible for Part B: 	78.0%	96.0%	100%
	<ul style="list-style-type: none"> • Transition conference if child potentially eligible for Part B. 	95.2%	93.8%	100%

Native American Professional Parent Resources (NAPPR)



Mailing Address:

2201 San Pedro NE
Building # 3 Suite 210,
Albuquerque, NM 87110

Phone:

505-345-6289

Fax:

505-345-6478

Executive Director:

Elaine Sanchez

Early Childhood Coordinator:

Liz Torrison, Interim

Counties Served:

Bernalillo; Cibola;
Sandoval; Valencia

Number of children/families served:

791

Ind. #	Monitoring Priorities and Indicators	Performance		Target
		NAPPR	Statewide	Statewide
1	Percent of infants/toddlers with IFSPs who receive the EI services in a timely manner.	100%	95.4%	100%
2	Percent of infants/toddlers with IFSPs who primarily receive EI services in the home or programs for typically developing children.	100%	99.28%	95.75%
3	Of those infants/toddlers who entered early intervention below age expectations in each of the following 3 outcomes, the % who substantially increased their rate of growth by the time they turned 3 years of age or exited the program. <ul style="list-style-type: none"> Positive social-emotional skills (including social relationships); Acquisition and use of knowledge and skills (including early language/communication); Use of appropriate behaviors to meet their needs. 	78.6%	69.3%	69.0%
	Percent of infants/toddlers who were functioning within age expectations in each of the following 3 outcomes by the time they turned 3 years of age or exited the program. <ul style="list-style-type: none"> Positive social-emotional skills (including social relationships); Acquisition and use of knowledge and skills (including early language/communication); Use of appropriate behaviors to meet their needs. 	44.3%	49.0%	63.5%
4	Percent of families participating in Part C who report that early intervention services have helped the family:			

	<ul style="list-style-type: none"> Know their rights; Effectively communicate their children's needs; and Help their children develop and learn. 	97.8%	97.9%	95.0%
		100%	99.5%	95.0%
		100%	99.5%	97%
5	Percent of infants/toddlers birth to 1 with IFSPs	See County Info		2.60%
6	Percent of infants/toddlers birth to 3 with IFSPs:			5.00%
7	Percent of eligible infants/toddlers with IFSPs for whom an evaluation and assessment and an initial IFSP meeting were conducted within Part C's 45-day timeline.	99.0%	93.8%	100%
8	Percent of all children exiting Part C who received timely transition planning to support the child's transition to preschool and other appropriate community services by their third birthday including:			
	<ul style="list-style-type: none"> IFSPs with transition steps and services 	97.6%	93.8%	100%
	<ul style="list-style-type: none"> Notification to LEA, if child potentially eligible for Part B: 	100%	96.0%	100%
	<ul style="list-style-type: none"> Transition conference if child potentially eligible for Part B. 	97.6%	93.8%	100%

New Vistas

Mailing Address: 1205 Parkway Drive
Santa Fe, NM 87505

Phone: 505-471-1001

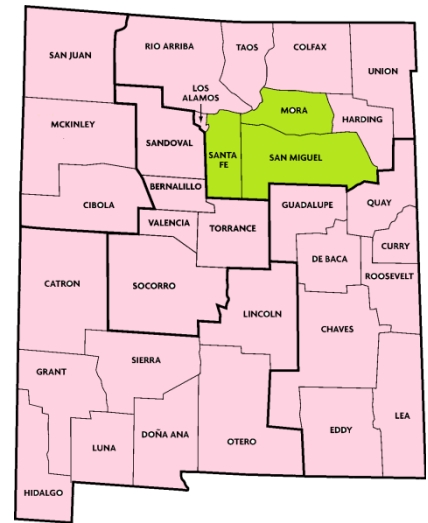
Fax: 505-989-8740

Executive Director: Sara Michaud

Early Childhood Coordinator: Louise Baca-Sena

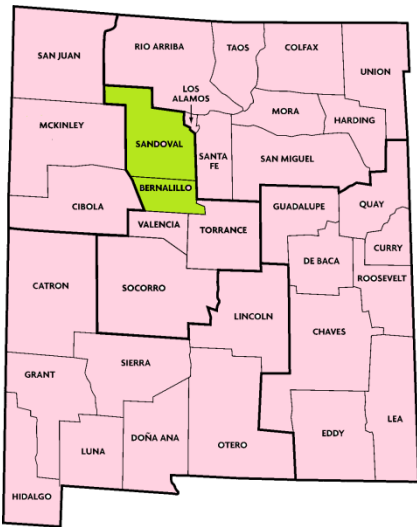
Counties Served: Mora; San Miguel; Santa Fe

Number of children/families served: 422



Ind. #	Monitoring Priorities and Indicators	Performance		Target
		New Vistas	Statewide	Statewide
1	Percent of infants/toddlers with IFSPs who receive the EI services in a timely manner.	87.7%	95.4%	100%
2	Percent of infants/toddlers with IFSPs who primarily receive EI services in the home or programs for typically developing children.	100%	99.28%	95.75%
3	Of those infants/toddlers who entered early intervention below age expectations in each of the following 3 outcomes, the % who substantially increased their rate of growth by the time they turned 3 years of age or exited the program.			

	<ul style="list-style-type: none"> Positive social-emotional skills (including social relationships); Acquisition and use of knowledge and skills (including early language/communication); Use of appropriate behaviors to meet their needs. 	77.6%	69.3%	69.0%
		76.2%	72.5%	72.5%
		80.9%	72.2%	72.6%
	Percent of infants/toddlers who were functioning within age expectations in each of the following 3 outcomes by the time they turned 3 years of age or exited the program.			
	<ul style="list-style-type: none"> Positive social-emotional skills (including social relationships); Acquisition and use of knowledge and skills (including early language/communication); Use of appropriate behaviors to meet their needs. 	56.1%	49.0%	63.5%
		62.2%	51.2%	62.5%
		54.1%	50.0%	62.0%
4	Percent of families participating in Part C who report that early intervention services have helped the family:			
	<ul style="list-style-type: none"> Know their rights; Effectively communicate their children's needs; and Help their children develop and learn. 	100%	97.9%	95.0%
		100%	99.5%	95.0%
		100%	99.5%	97%
5	Percent of infants/toddlers birth to 1 with IFSPs	See County Info		2.60%
6	Percent of infants/toddlers birth to 3 with IFSPs:			5.00%
7	Percent of eligible infants/toddlers with IFSPs for whom an evaluation and assessment and an initial IFSP meeting were conducted within Part C's 45-day timeline.	90.2%	93.8%	100%
8	Percent of all children exiting Part C who received timely transition planning to support the child's transition to preschool and other appropriate community services by their third birthday including:			
	<ul style="list-style-type: none"> IFSPs with transition steps and services Notification to LEA, if child potentially eligible for Part B: Transition conference if child potentially eligible for Part B. 	93.1%	93.8%	100%
		100,00%	96.0%	100%
		93.1%	93.8%	100%



PB&J Family Services

Mailing Address:

1101 Lopez SW
Albuquerque, NM 87105

Phone:

505-877-7060

Fax:

505-877-7063

Executive Director:

Raymond Garcia

Early Childhood Coordinator:

Felicia Tapia Alvidrez

Counties Served:

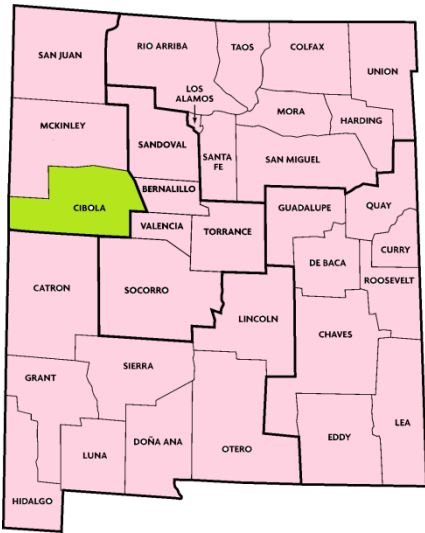
Bernalillo; Sandoval

Number of children/families served:

388

Ind. #	Monitoring Priorities and Indicators	Performance		Target
		PB&J	Statewide	Statewide
1	Percent of infants/toddlers with IFSPs who receive the EI services in a timely manner.	96.1%	95.4%	100%
2	Percent of infants/toddlers with IFSPs who primarily receive EI services in the home or programs for typically developing children.	100%	99.28%	95.75%
3	Of those infants/toddlers who entered early intervention below age expectations in each of the following 3 outcomes, the % who substantially increased their rate of growth by the time they turned 3 years of age or exited the program. <ul style="list-style-type: none"> Positive social-emotional skills (including social relationships); Acquisition and use of knowledge and skills (including early language/communication); Use of appropriate behaviors to meet their needs. 	83.3%	69.3%	69.0%
	Percent of infants/toddlers who were functioning within age expectations in each of the following 3 outcomes by the time they turned 3 years of age or exited the program. <ul style="list-style-type: none"> Positive social-emotional skills (including social relationships); Acquisition and use of knowledge and skills (including early language/communication); Use of appropriate behaviors to meet their needs. 	58.1%	49.0%	63.5%
4	Percent of families participating in Part C who report that early intervention services have helped the family: <ul style="list-style-type: none"> Know their rights; Effectively communicate their children's needs; and 	100%	97.9%	95.0%
		100%	99.5%	95.0%

	<ul style="list-style-type: none"> Help their children develop and learn. 	100%	99.5%	97%
5	Percent of infants/toddlers birth to 1 with IFSPs	See County Info		2.60%
6	Percent of infants/toddlers birth to 3 with IFSPs:			5.00%
7	Percent of eligible infants/toddlers with IFSPs for whom an evaluation and assessment and an initial IFSP meeting were conducted within Part C's 45-day timeline.	99.1%	93.8%	100%
8	Percent of all children exiting Part C who received timely transition planning to support the child's transition to preschool and other appropriate community services by their third birthday including:			
	<ul style="list-style-type: none"> IFSPs with transition steps and services 	79.2%	93.8%	100%
	<ul style="list-style-type: none"> Notification to LEA, if child potentially eligible for Part B: 	100%	96.0%	100%
	<ul style="list-style-type: none"> Transition conference if child potentially eligible for Part B. 	79.2%	93.8%	100%



Pine Hill Early Intervention Services

Mailing Address:

School Campus BIA Rt
125

Pine Hill, NM 87357

Phone:

505-775-3355

Fax:

505-775-3638

Executive Director:

David Nez

Early Childhood Coordinator:

Cynthia Nells

Counties Served:

Cibola

Number of children/families served: 18

Ind. #	Monitoring Priorities and Indicators	Performance		Target
		Pine Hill	Statewide	Statewide
1	Percent of infants/toddlers with IFSPs who receive the EI services in a timely manner.	100%	95.4%	100%
2	Percent of infants/toddlers with IFSPs who primarily receive EI services in the home or programs for typically developing children.	100%	99.28%	95.75%
3	Of those infants/toddlers who entered early intervention below age expectations in each of the following 3 outcomes, the % who substantially increased their rate of growth by the time they turned 3 years of age or exited the program.			
	• Positive social-emotional skills (including social relationships);	100%	69.3%	69.0%
	• Acquisition and use of knowledge and skills (including early language/communication);	100%	72.5%	72.5%
	• Use of appropriate behaviors to meet their needs.	100%	72.2%	72.6%
4	Percent of infants/toddlers who were functioning within age expectations in each of the following 3 outcomes by the time they turned 3 years of age or exited the program.			
	• Positive social-emotional skills (including social relationships);	100%	49.0%	63.5%
	• Acquisition and use of knowledge and skills (including early language/communication);	100%	51.2%	62.5%
	• Use of appropriate behaviors to meet their needs.	100%	50.0%	62.0%
4	Percent of families participating in Part C who report that early intervention services have helped the family:			
	• Know their rights;	100%	97.9%	95.0%
	• Effectively communicate their children's needs; and	100%	99.5%	95.0%

	<ul style="list-style-type: none"> Help their children develop and learn. 	100%	99.5%	97%
5	Percent of infants/toddlers birth to 1 with IFSPs	See County Info		2.60%
6	Percent of infants/toddlers birth to 3 with IFSPs:			5.00%
7	Percent of eligible infants/toddlers with IFSPs for whom an evaluation and assessment and an initial IFSP meeting were conducted within Part C's 45-day timeline.	100%	93.8%	100%
8	Percent of all children exiting Part C who received timely transition planning to support the child's transition to preschool and other appropriate community services by their third birthday including:			
	<ul style="list-style-type: none"> IFSPs with transition steps and services 	100%	93.8%	100%
	<ul style="list-style-type: none"> Notification to LEA, if child potentially eligible for Part B: 	100%	96.0%	100%
	<ul style="list-style-type: none"> Transition conference if child potentially eligible for Part B. 	100%	93.8%	100%

PMS Roundtree Developmental Services

Mailing Address:

**620 Dekalb
Farmington, NM 87401**

Phone:

505-327-7720

Fax:

505-326-5288

Executive Director:

Jessica Lazenby

Early Childhood Coordinator:

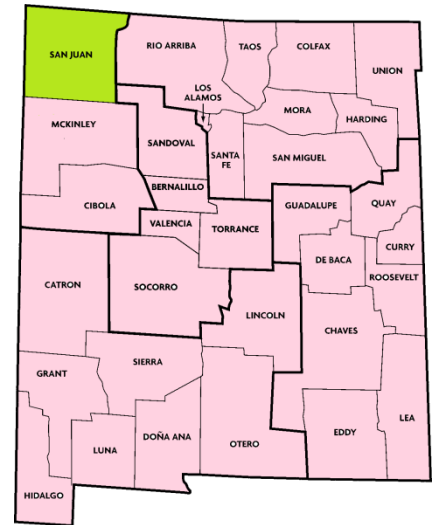
Amanda Segobia

Counties Served:

San Juan

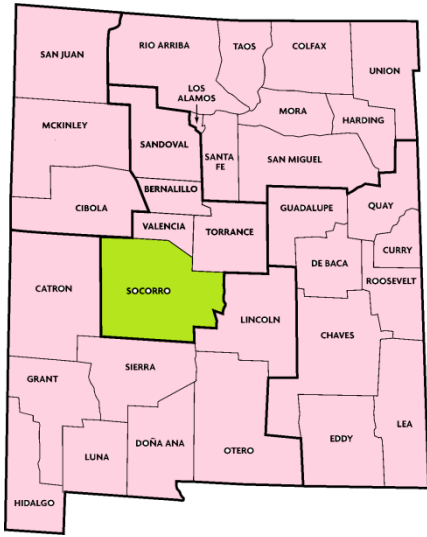
Number of children/families served:

587



Ind. #	Monitoring Priorities and Indicators	Performance		Target
		PMS Roundtree	Statewide	Statewide
1	Percent of infants/toddlers with IFSPs who receive the EI services in a timely manner.	93.9%	95.4%	100%
2	Percent of infants/toddlers with IFSPs who primarily receive EI services in the home or programs for typically developing children.	100%	99.28%	95.75%
3	Of those infants/toddlers who entered early intervention below age expectations in each of the following 3 outcomes, the % who substantially increased their rate of growth by the time they turned 3 years of age or exited the program.			
	• Positive social-emotional skills (including social relationships);	86.6%	69.3%	69.0%
	• Acquisition and use of knowledge and skills (including early language/communication);	91.1%	72.5%	72.5%
	• Use of appropriate behaviors to meet their needs.	84.6%	72.2%	72.6%
3	Percent of infants/toddlers who were functioning within age expectations in each of the following 3 outcomes by the time they turned 3 years of age or exited the program.			
	• Positive social-emotional skills (including social relationships);	75.0%	49.0%	63.5%
	• Acquisition and use of knowledge and skills (including early language/communication);	71.4%	51.2%	62.5%
3	• Use of appropriate behaviors to meet their needs.	66.1%	50.0%	62.0%
4	Percent of families participating in Part C who report that early intervention services have helped the family:			
	• Know their rights;	100%	97.9%	95.0%
	• Effectively communicate their children's needs; and	100%	99.5%	95.0%
4	• Help their children develop and learn.	100%	99.5%	97%

5	Percent of infants/toddlers birth to 1 with IFSPs	See County Info		2.60%
6	Percent of infants/toddlers birth to 3 with IFSPs:			5.00%
7	Percent of eligible infants/toddlers with IFSPs for whom an evaluation and assessment and an initial IFSP meeting were conducted within Part C's 45-day timeline.	84.2%	93.8%	100%
8	Percent of all children exiting Part C who received timely transition planning to support the child's transition to preschool and other appropriate community services by their third birthday including:			
	<ul style="list-style-type: none"> IFSPs with transition steps and services 	94.4%	93.8%	100%
	<ul style="list-style-type: none"> Notification to LEA, if child potentially eligible for Part B: 	100%	96.0%	100%
	<ul style="list-style-type: none"> Transition conference if child potentially eligible for Part B. 	94.4%	93.8%	100%



Positive Outcomes

Mailing Address:

PO Box 642
Socorro, NM 87801

Phone:

575-838-0800

Fax:

505 838-3999

Executive Director:

Tara Jaramillo

Early Childhood Coordinator:

Tara Jaramillo

Counties Served:

Socorro

Number of children/families served: 115

Ind. #	Monitoring Priorities and Indicators	Performance		Target
		Positive Outcomes	Statewide	Statewide
1	Percent of infants/toddlers with IFSPs who receive the EI services in a timely manner.	96.0%	95.4%	100%
2	Percent of infants/toddlers with IFSPs who primarily receive EI services in the home or programs for typically developing children.	100%	99.28%	95.75%
3	Of those infants/toddlers who entered early intervention below age expectations in each of the following 3 outcomes, the % who substantially increased their rate of growth by the time they turned 3 years of age or exited the program. <ul style="list-style-type: none"> Positive social-emotional skills (including social relationships); Acquisition and use of knowledge and skills (including early language/communication); Use of appropriate behaviors to meet their needs. 	90.9%	69.3%	69.0%
	<ul style="list-style-type: none"> Acquisition and use of knowledge and skills (including early language/communication); Use of appropriate behaviors to meet their needs. 	91.7%	72.5%	72.5%
3	Percent of infants/toddlers who were functioning within age expectations in each of the following 3 outcomes by the time they turned 3 years of age or exited the program. <ul style="list-style-type: none"> Positive social-emotional skills (including social relationships); Acquisition and use of knowledge and skills (including early language/communication); Use of appropriate behaviors to meet their needs. 	91.7%	72.2%	72.6%
	<ul style="list-style-type: none"> Positive social-emotional skills (including social relationships); 	73.7%	49.0%	63.5%
	<ul style="list-style-type: none"> Acquisition and use of knowledge and skills (including early language/communication); Use of appropriate behaviors to meet their needs. 	78.9%	51.2%	62.5%
4	Percent of families participating in Part C who report that early intervention services have helped the family:	78.9%	50.0%	62.0%
	<ul style="list-style-type: none"> Know their rights; Effectively communicate their children's needs; and 	100%	97.9%	95.0%
		100%	99.5%	95.0%

	<ul style="list-style-type: none"> Help their children develop and learn. 	100%	99.5%	97%
5	Percent of infants/toddlers birth to 1 with IFSPs	See County Info		2.60%
6	Percent of infants/toddlers birth to 3 with IFSPs:			5.00%
7	Percent of eligible infants/toddlers with IFSPs for whom an evaluation and assessment and an initial IFSP meeting were conducted within Part C's 45-day timeline.	91.7%	93.8%	100%
8	Percent of all children exiting Part C who received timely transition planning to support the child's transition to preschool and other appropriate community services by their third birthday including:			
	<ul style="list-style-type: none"> IFSPs with transition steps and services 	93.8%	93.8%	100%
	<ul style="list-style-type: none"> Notification to LEA, if child potentially eligible for Part B: 	100%	96.0%	100%
	<ul style="list-style-type: none"> Transition conference if child potentially eligible for Part B. 	93.8%	93.8%	100%

Regional Center Cooperative # IX

Mailing Address: 143 El Paso, Suite 1
Ruidoso, NM 88345

Phone: 575-802-0297

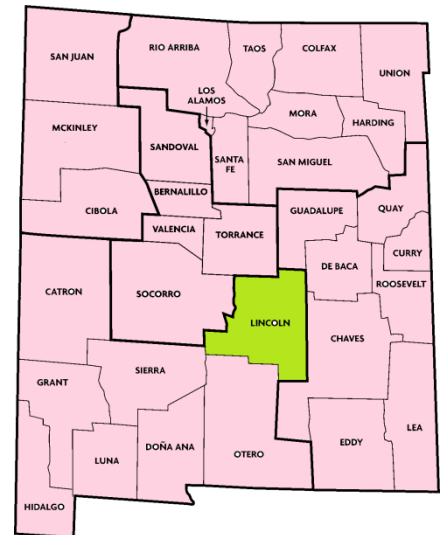
Fax: 575-630-0326

Executive Director: Bryan Dooley

Early Childhood Coordinator: Melina Romero

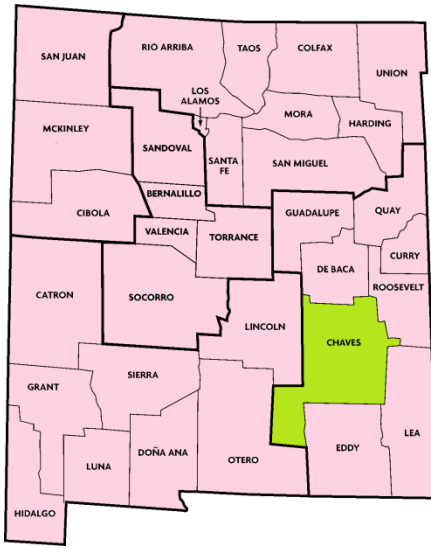
Counties Served: Lincoln

Number of children/families served: 108



Ind. #	Monitoring Priorities and Indicators	Performance		Target
		Region IX	Statewide	Statewide
1	Percent of infants/toddlers with IFSPs who receive the EI services in a timely manner.	97.7%	95.4%	100%
2	Percent of infants/toddlers with IFSPs who primarily receive EI services in the home or programs for typically developing children.	100%	99.28%	95.75%
3	Of those infants/toddlers who entered early intervention below age expectations in each of the following 3 outcomes, the % who substantially increased their rate of growth by the time they turned 3 years of age or exited the program. <ul style="list-style-type: none"> Positive social-emotional skills (including social relationships); 	81.0%	69.3%	69.0%

	<ul style="list-style-type: none"> Acquisition and use of knowledge and skills (including early language/ communication); 	89.5%	72.5%	72.5%
	<ul style="list-style-type: none"> Use of appropriate behaviors to meet their needs. 	87.0%	72.2%	72.6%
	Percent of infants/toddlers who were functioning within age expectations in each of the following 3 outcomes by the time they turned 3 years of age or exited the program.			
	<ul style="list-style-type: none"> Positive social-emotional skills (including social relationships); 	32.0%	49.0%	63.5%
	<ul style="list-style-type: none"> Acquisition and use of knowledge and skills (including early language/ communication); 	60.0%	51.2%	62.5%
	<ul style="list-style-type: none"> Use of appropriate behaviors to meet their needs. 	60.0%	50.0%	62.0%
4	Percent of families participating in Part C who report that early intervention services have helped the family: <ul style="list-style-type: none"> Know their rights; Effectively communicate their children's needs; and Help their children develop and learn. 	100%	97.9%	95.0%
		100%	99.5%	95.0%
		100%	99.5%	97%
5	Percent of infants/toddlers birth to 1 with IFSPs	See County Info		2.60%
6	Percent of infants/toddlers birth to 3 with IFSPs:			5.00%
7	Percent of eligible infants/toddlers with IFSPs for whom an evaluation and assessment and an initial IFSP meeting were conducted within Part C's 45-day timeline.	100%	93.8%	100%
8	Percent of all children exiting Part C who received timely transition planning to support the child's transition to preschool and other appropriate community services by their third birthday including: <ul style="list-style-type: none"> IFSPs with transition steps and services Notification to LEA, if child potentially eligible for Part B: Transition conference if child potentially eligible for Part B. 	100%	93.8%	100%
		100%	96.0%	100%
		100%	93.8%	100%



Tobosa Developmental Services

Mailing Address:

500 N. Main St. Suite 600

Roswell, NM 88201

Phone:

575-623-0849

Fax:

575-622-0277

Executive Director:

Rosie Rubio

Early Childhood Coordinator:

Felicia Juarez

Diane Leven

Counties Served:

Chavez

Number of children/families served:

304

Ind. #	Monitoring Priorities and Indicators	Performance		Target
		Tobosa	Statewide	Statewide
1	Percent of infants/toddlers with IFSPs who receive the EI services in a timely manner.	98.5%	95.4%	100%
2	Percent of infants/toddlers with IFSPs who primarily receive EI services in the home or programs for typically developing children.	100%	99.28%	95.75%
3	Of those infants/toddlers who entered early intervention below age expectations in each of the following 3 outcomes, the % who substantially increased their rate of growth by the time they turned 3 years of age or exited the program. <ul style="list-style-type: none"> Positive social-emotional skills (including social relationships); Acquisition and use of knowledge and skills (including early language/communication); Use of appropriate behaviors to meet their needs. 	61.8%	69.3%	69.0%
	Percent of infants/toddlers who were functioning within age expectations in each of the following 3 outcomes by the time they turned 3 years of age or exited the program. <ul style="list-style-type: none"> Positive social-emotional skills (including social relationships); Acquisition and use of knowledge and skills (including early language/communication); Use of appropriate behaviors to meet their needs. 	11.8%	49.0%	63.5%
4	Percent of families participating in Part C who report that early intervention services have helped the family:			

	<ul style="list-style-type: none"> • Know their rights; • Effectively communicate their children's needs; and • Help their children develop and learn. 	100%	97.9%	95.0%
		100%	99.5%	95.0%
		100%	99.5%	97%
5	Percent of infants/toddlers birth to 1 with IFSPs	See County Info		2.60%
6	Percent of infants/toddlers birth to 3 with IFSPs:			5.00%
7	Percent of eligible infants/toddlers with IFSPs for whom an evaluation and assessment and an initial IFSP meeting were conducted within Part C's 45-day timeline.	90.7%	93.8%	100%
8	Percent of all children exiting Part C who received timely transition planning to support the child's transition to preschool and other appropriate community services by their third birthday including:			
	<ul style="list-style-type: none"> • IFSPs with transition steps and services 	97.4%	93.8%	100%
	<ul style="list-style-type: none"> • Notification to LEA, if child potentially eligible for Part B: 	60.0%	96.0%	100%
	<ul style="list-style-type: none"> • Transition conference if child potentially eligible for Part B. 	97.4%	93.8%	100%

Tresco, Inc

Mailing Address:

*PO Drawer 2469
Las Cruces, NM 88004*

Phone:

575-527-4901

Fax:

575-523-1756

Executive Director:

Chris Boston

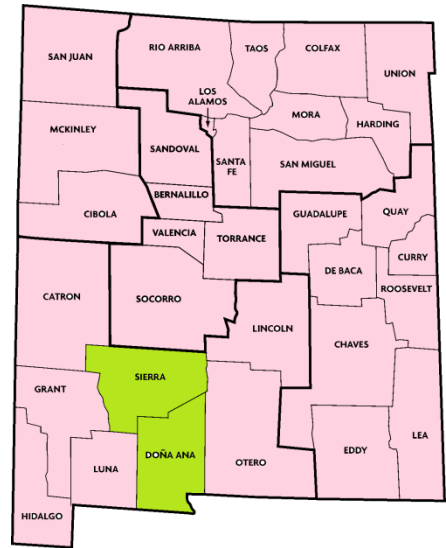
Early Childhood Coordinator:

Catherine Gonzales

Counties Served:

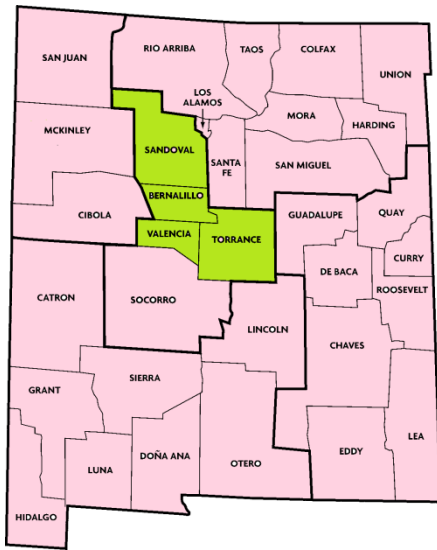
Doña Ana; Sierra

Number of children/families served: *726*



Ind. #	Monitoring Priorities and Indicators	Performance		Target
		Tresco	Statewide	Statewide
1	Percent of infants/toddlers with IFSPs who receive the EI services in a timely manner.	99.2%	95.4%	100%
2	Percent of infants/toddlers with IFSPs who primarily receive EI services in the home or programs for typically developing children.	96.8%	99.28%	95.75%
3	Of those infants/toddlers who entered early intervention below age expectations in each of the following 3 outcomes, the % who substantially increased their rate of growth by the time they turned 3 years of age or exited the program. <ul style="list-style-type: none"> Positive social-emotional skills (including social relationships); Acquisition and use of knowledge and skills (including early language/communication); Use of appropriate behaviors to meet their needs. 	74.6%	69.3%	69.0%
	Percent of infants/toddlers who were functioning within age expectations in each of the following 3 outcomes by the time they turned 3 years of age or exited the program. <ul style="list-style-type: none"> Positive social-emotional skills (including social relationships); Acquisition and use of knowledge and skills (including early language/communication); Use of appropriate behaviors to meet their needs. 	51.1%	49.0%	63.5%
4	Percent of families participating in Part C who report that early intervention services have helped the family: <ul style="list-style-type: none"> Know their rights; Effectively communicate their children's needs; and Help their children develop and learn. 	61.0%	51.2%	62.5%
		53.2%	50.0%	62.0%
		100%	97.9%	95.0%
		100%	99.5%	95.0%
		100%	99.5%	97%

5	Percent of infants/toddlers birth to 1 with IFSPs	See County Info		2.60%
6	Percent of infants/toddlers birth to 3 with IFSPs:			5.00%
7	Percent of eligible infants/toddlers with IFSPs for whom an evaluation and assessment and an initial IFSP meeting were conducted within Part C's 45-day timeline.	100%	93.8%	100%
8	Percent of all children exiting Part C who received timely transition planning to support the child's transition to preschool and other appropriate community services by their third birthday including:			
	• IFSPs with transition steps and services	100%	93.8%	100%
	• Notification to LEA, if child potentially eligible for Part B:	100%	96.0%	100%
	• Transition conference if child potentially eligible for Part B.	100%	93.8%	100%



UNM CDD FOCUS

Mailing Address:

2300 Menaul Blvd. NE
Albuquerque, NM 87017

Phone:

505-272-3459

Fax:

505-272-3461

Executive Director:

Peggy Mclean

Early Childhood Coordinator:

Una Vicente

Counties Served:

Bernalillo, Sandoval,
Torrance, Valencia

Number of children/families served:

304

Ind. #	Monitoring Priorities and Indicators	Performance		Target
		UNM - FOCUS	Statewide	Statewide
1	Percent of infants/toddlers with IFSPs who receive the EI services in a timely manner.	97.3%	95.4%	100%
2	Percent of infants/toddlers with IFSPs who primarily receive EI services in the home or programs for typically developing children.	100%	99.28%	95.75%
3	Of those infants/toddlers who entered early intervention below age expectations in each of the following 3 outcomes, the % who substantially increased their rate of growth by the time they turned 3 years of age or exited the program. <ul style="list-style-type: none"> Positive social-emotional skills (including social relationships); Acquisition and use of knowledge and skills (including early language/communication); Use of appropriate behaviors to meet their needs. 	41.5%	69.3%	69.0%
		47.6%	72.5%	72.5%
		48.9%	72.2%	72.6%
	Percent of infants/toddlers who were functioning within age expectations in each of the following 3 outcomes by the time they turned 3 years of age or exited the program. <ul style="list-style-type: none"> Positive social-emotional skills (including social relationships); Acquisition and use of knowledge and skills (including early language/communication); Use of appropriate behaviors to meet their needs. 	54.2%	49.0%	63.5%
		52.5%	51.2%	62.5%
		50.8%	50.0%	62.0%
4	Percent of families participating in Part C who report that early intervention services have helped the family: <ul style="list-style-type: none"> Know their rights; 	100%	97.9%	95.0%

	<ul style="list-style-type: none"> Effectively communicate their children's needs; and Help their children develop and learn. 	100%	99.5%	95.0%
		100%	99.5%	97%
5	Percent of infants/toddlers birth to 1 with IFSPs	See County Info		2.60%
6	Percent of infants/toddlers birth to 3 with IFSPs:			5.00%
7	Percent of eligible infants/toddlers with IFSPs for whom an evaluation and assessment and an initial IFSP meeting were conducted within Part C's 45-day timeline.	98.4%	93.8%	100%
8	Percent of all children exiting Part C who received timely transition planning to support the child's transition to preschool and other appropriate community services by their third birthday including:			
	<ul style="list-style-type: none"> IFSPs with transition steps and services 	97.6%	93.8%	100%
	<ul style="list-style-type: none"> Notification to LEA, if child potentially eligible for Part B: 	100%	96.0%	100%
	<ul style="list-style-type: none"> Transition conference if child potentially eligible for Part B. 	97.6%	93.8%	100%

UNM Developmental Care Continuity Program (DCCP)

Mailing Address: *Dept. of Peds, Div of Neonatology*
Albuquerque, NM 87131-5313

Phone: *505-272-6808*

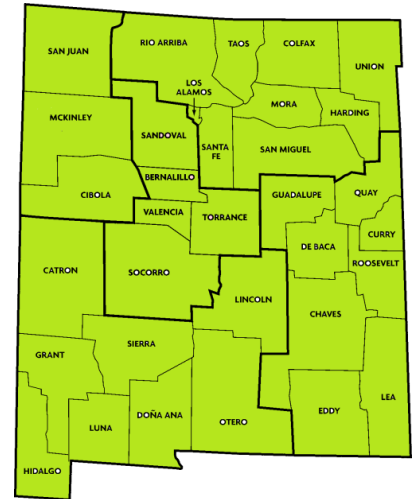
Fax: *505-272-9545*

Executive Director: *vacant*

Early Childhood Coordinator: *Monica Armas Aragon*

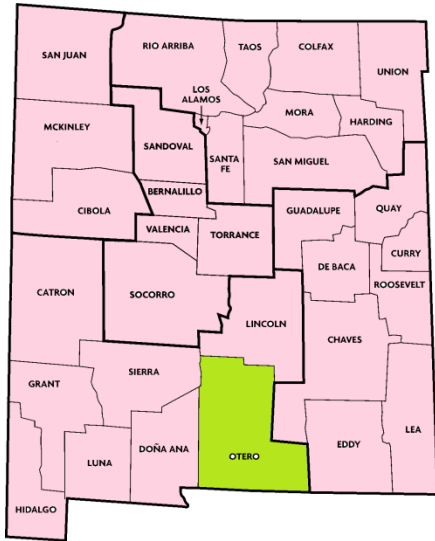
Counties Served: *Statewide*

Number of children/families served: *328*



Ind. #	Monitoring Priorities and Indicators	Performance		Target
		UNM - DCCP	Statewide	Statewide
1	Percent of infants/toddlers with IFSPs who receive the EI services in a timely manner.	100%	95.4%	100%
2	Percent of infants/toddlers with IFSPs who primarily receive EI services in the home or programs for typically developing children.	100%	99.28%	95.75%
3	Of those infants/toddlers who entered early intervention below age expectations in each of the following 3 outcomes, the % who substantially increased their rate of growth by the time they turned 3 years of age or exited the program. <ul style="list-style-type: none"> Positive social-emotional skills (including social relationships); Acquisition and use of knowledge and skills (including early language/communication); Use of appropriate behaviors to meet their needs. 	100%	69.3%	69.0%
		100%	72.5%	72.5%
		100%	72.2%	72.6%
4	Percent of infants/toddlers who were functioning within age expectations in each of the following 3 outcomes by the time they turned 3 years of age or exited the program. <ul style="list-style-type: none"> Positive social-emotional skills (including social relationships); Acquisition and use of knowledge and skills (including early language/communication); Use of appropriate behaviors to meet their needs. 	100%	49.0%	63.5%
		100%	51.2%	62.5%
		100%	50.0%	62.0%
4	Percent of families participating in Part C who report that early intervention services have helped the family: <ul style="list-style-type: none"> Know their rights; Effectively communicate their children's needs; and Help their children develop and learn. 	100%	97.9%	95.0%
		100%	99.5%	95.0%
		100%	99.5%	97%
5	Percent of infants/toddlers birth to 1 with IFSPs	See County		2.60%

6	Percent of infants/toddlers birth to 3 with IFSPs:	Info		5.00%
7	Percent of eligible infants/toddlers with IFSPs for whom an evaluation and assessment and an initial IFSP meeting were conducted within Part C's 45-day timeline.	100%	93.8%	100%
8	Percent of all children exiting Part C who received timely transition planning to support the child's transition to preschool and other appropriate community services by their third birthday including:			
	• IFSPs with transition steps and services	100%	93.8%	100%
	• Notification to LEA, if child potentially eligible for Part B:	100%	96.0%	100%
	• Transition conference if child potentially eligible for Part B.	100%	93.8%	100%



Zia Therapy Center, Inc.

Mailing Address:

900 1st Street
Alamogordo, NM 88310

Phone:

575-439-4900

Fax:

575-439-4990

Executive Director:

Peggy O'Neil

Early Childhood Coordinator:

Jeannie Holmquist

Counties Served:

Otero

Number of children/families served:

373

Ind. #	Monitoring Priorities and Indicators	Performance		Target
		Zia Therapy	Statewide	Statewide
1	Percent of infants/toddlers with IFSPs who receive the EI services in a timely manner.	92.7%	95.4%	100%
2	Percent of infants/toddlers with IFSPs who primarily receive EI services in the home or programs for typically developing children.	100%	99.28%	95.75%
3	Of those infants/toddlers who entered early intervention below age expectations in each of the following 3 outcomes, the % who substantially increased their rate of growth by the time they turned 3 years of age or exited the program. <ul style="list-style-type: none"> Positive social-emotional skills (including social relationships); Acquisition and use of knowledge and skills (including early language/communication); Use of appropriate behaviors to meet their needs. 	62.1%	69.3%	69.0%
	Percent of infants/toddlers who were functioning within age expectations in each of the following 3 outcomes by the time they turned 3 years of age or exited the program. <ul style="list-style-type: none"> Positive social-emotional skills (including social relationships); Acquisition and use of knowledge and skills (including early language/communication); Use of appropriate behaviors to meet their needs. 	71.6%	72.5%	72.5%
		66.0%	72.2%	72.6%
4	Percent of families participating in Part C who report that early intervention services have helped the family: <ul style="list-style-type: none"> Know their rights; Effectively communicate their children's needs; and Help their children develop and learn. 	30.4%	49.0%	63.5%
		38.2%	51.2%	62.5%
		39.2%	50.0%	62.0%
		96.6%	97.9%	95.0%
		100%	99.5%	95.0%
		100%	99.5%	97%

5	Percent of infants/toddlers birth to 1 with IFSPs	See County Info		2.60%
6	Percent of infants/toddlers birth to 3 with IFSPs:			5.00%
7	Percent of eligible infants/toddlers with IFSPs for whom an evaluation and assessment and an initial IFSP meeting were conducted within Part C's 45-day timeline.	97.0%	93.8%	100%
8	Percent of all children exiting Part C who received timely transition planning to support the child's transition to preschool and other appropriate community services by their third birthday including:			
	• IFSPs with transition steps and services	100%	93.8%	100%
	• Notification to LEA, if child potentially eligible for Part B:	100%	96.0%	100%
	• Transition conference if child potentially eligible for Part B.	100%	93.8%	100%

Glossary of Terms

Assessment – An ongoing process including the use of tests and tools to identify your child’s or family’s needs and strengths.

Consent – Written permission or authorization that a family provides to proceed with an evaluation, services or to exchange personally identifiable information.

Development – The process of learning and mastering new skills over time; includes ability to move, communicate, think, see, hear, and play with toys or other people.

Early Intervention – A range of services provided by public and private agencies and mandated under law to support eligible children and their families in enhancing a child’s potential growth and development from birth to age three.

Eligibility – Requirements your child must meet in order to receive early intervention services from the New Mexico Family Infant Toddler Program.

Evaluation – Determining your child’s eligibility by gathering information about your child from records, assessments and using professional judgment.

FIT (Family Infant Toddler) Program – The program at the Department of Health that oversees the delivery of early intervention services in New Mexico through a network of public and private providers.

IDEA (Individuals with Disabilities Education Act) Part C – The federal legislation that determines the implementation of early intervention by states.

IFSP (Individualized Family Service Plan) – A written plan for your child’s and family’s desired outcomes and services to meet those outcomes during your time in the FIT Program.

IFSP Team – A team that includes you, your Service Coordinator and other professionals involved in providing ongoing services to your family and anyone else you’d like included (i.e., other family members, childcare staff, pediatrician).

Intake – Your first meeting with your Service Coordinator, when he or she explains your rights, describes the FIT Program, and helps plan your child’s evaluation.

Natural Environments – Settings that are natural or normal for the child’s age peers who have no disabilities and include the home, childcare, and other community settings.

OSEP (Office of Special Education Programs) – The federal agency that oversees all state Part C programs. OSEP is dedicated to improving results for infants, toddlers, children, and youth with disabilities ages birth through 21 by providing leadership and financial support to assist states and local districts.

Outcomes – Statements of changes you want for your child and family that are documented in your IFSP.

Parent – Includes the biological parent(s), guardian, acting parent (including foster parents) or surrogate parent (assigned by the state in situations where there is no other person to act as parent at the IFSP).